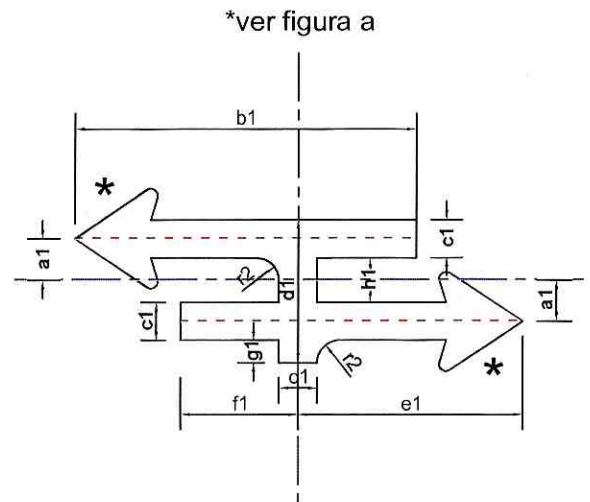
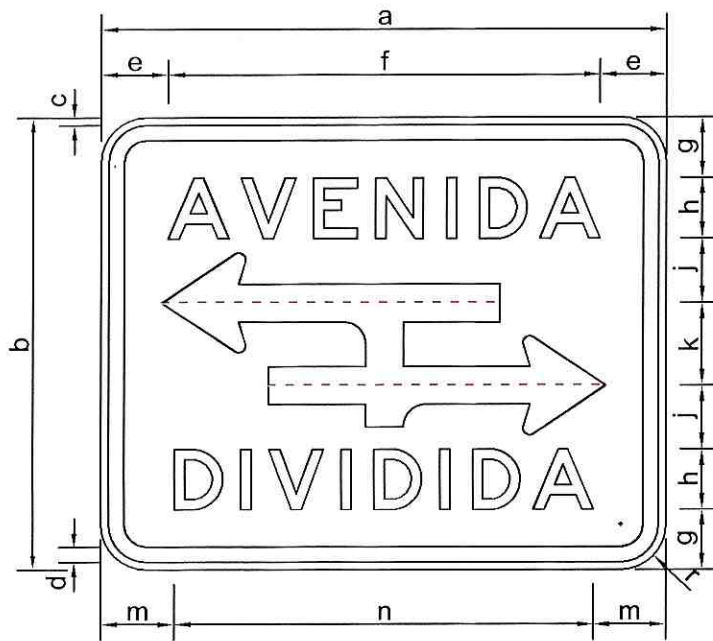


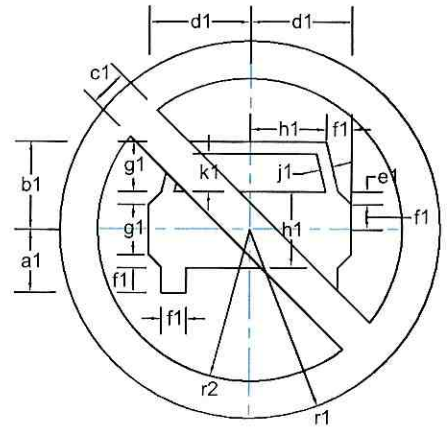
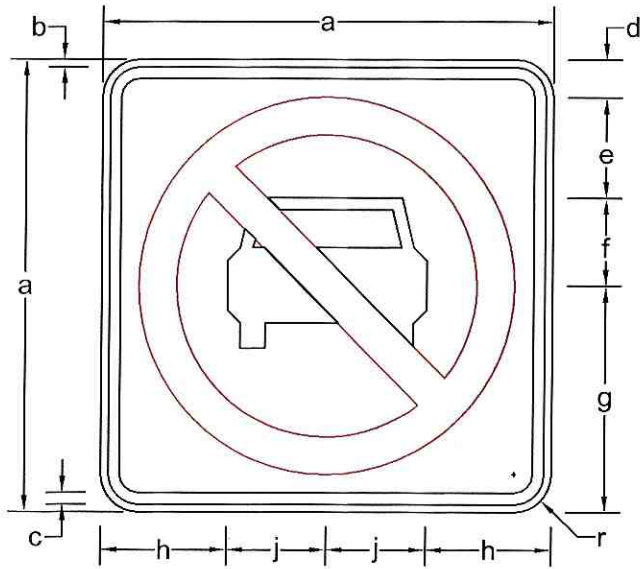
R2-20
AVENIDA DIVIDIDA

	R2-20 A	R2-20 B
a	750	900
b	600	750
c	10	10
d	20	20
e	87.5	92
f	575	716
g	80	100
h	80EM	100EM
j	85	109
k	110	132
m	96	103
n	558	694
r	60	75
a1	55	66
b1	450	540
c1	50	60
d1	220	264
e1	295	354
f1	155	186
g1	30	36
h1	60	72
r2	30	36



R2-20a
AVENIDA DIVIDIDA

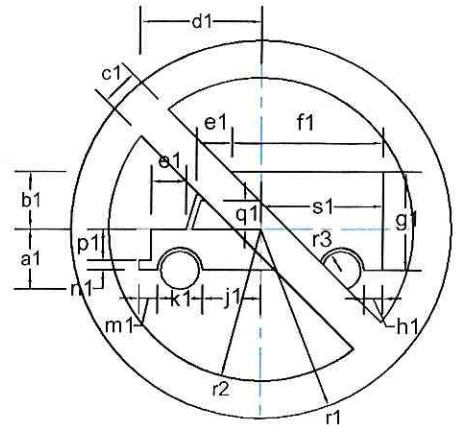
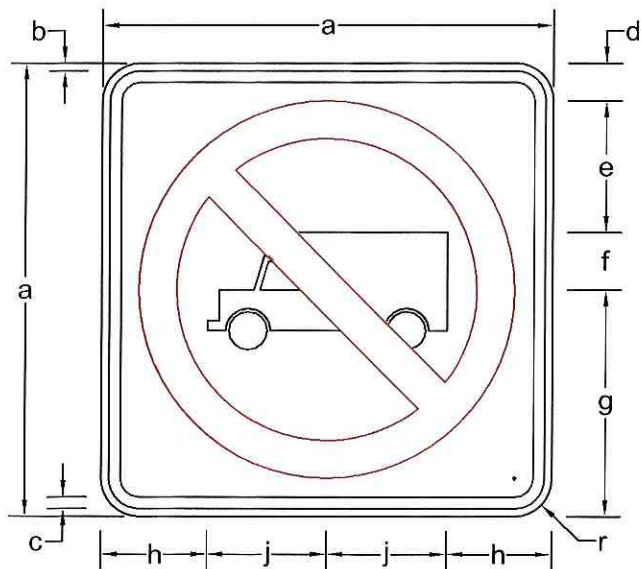
	R2-20 A	R2-20 B
a	750	900
b	600	750
c	10	10
d	20	20
e	87.5	92
f	575	716
g	80	100
h	80EM	100EM
j	85	109
k	110	132
m	96	103
n	558	694
r	60	75
a1	55	66
b1	450	540
c1	50	60
d1	190	228
e1	295	354
f1	155	186
g1	30	36
h1	60	72
r2	30	36



R3-1
NO PASO DE
VEHÍCULO
AUTOMOTOR



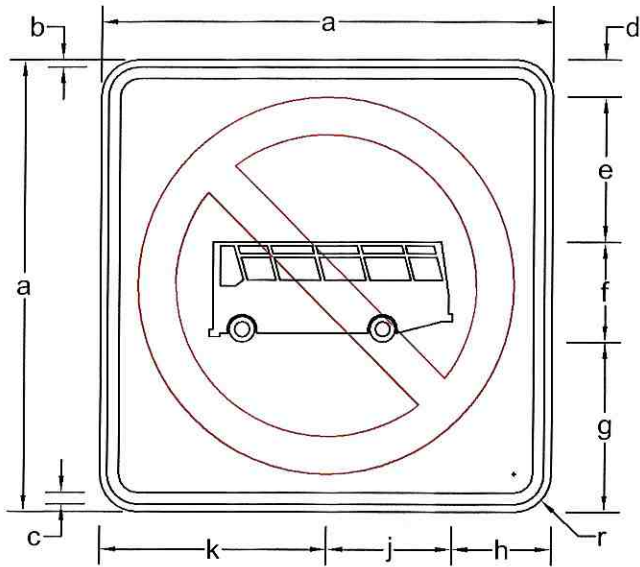
	R3-1A	R3-1B	R3-1C
a	600	750	900
b	10	13	15
c	15	20	25
d	50	63	75
e	134	167	201
f	116	145	174
g	300	375	450
h	167	209	251
j	133	166	200
a1	83	104	125
b1	116	145	174
c1	50	63	75
d1	133	166	200
e1	17	21	26
f1	33	41	50
g1	66	83	99
h1	100	125	150
j1	16	20	24
k1	50	63	75
r	50	50	60
r1	250	313	375
r2	200	250	300



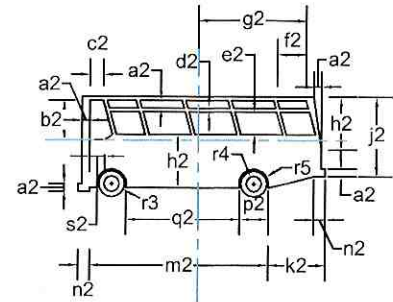
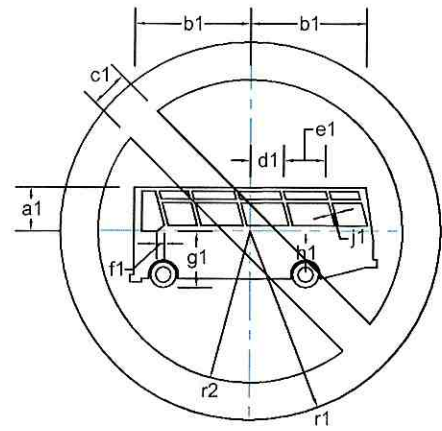
R3-2
NO PESADOS

	R3-2A	R3-2B	R3-2C
a	600	750	900
b	10	13	15
c	15	20	25
d	50	63	75
e	174	217	261
f	76	95	114
g	300	375	450
h	140	175	210
j	160	200	240
a1	79	99	119
b1	76	95	114
c1	50	63	75
d1	160	200	240
e1	46	58	70
f1	199	248	298
g1	130	163	195
h1	24	30	36
j1	76	95	114
k1	60	74	89
m1	24	30	36
n1	13	17	20
p1	41	51	61
q1	38	47	56
r	50	50	60
r1	250	313	375
r2	200	250	300
r3	25	32	38
s1	160	200	240



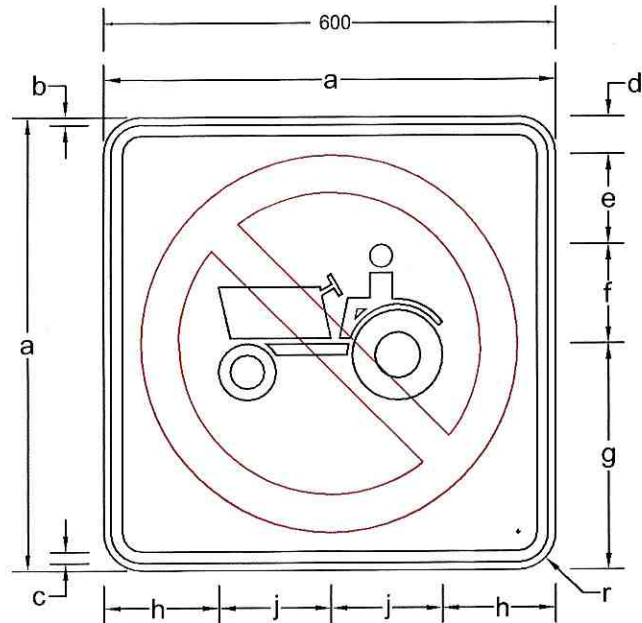


R3-3
NO BUSES

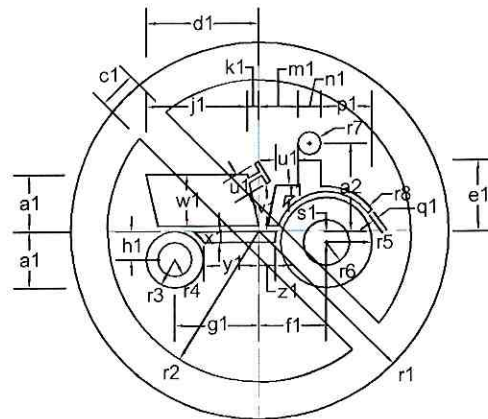


	R3-3A	R3-3B	R3-3C
a	600	750	900
b	10	13	15
c	15	20	25
d	50	63	75
e	192	241	289
f	132	165	198
g	225	282	338
h	133	166	199
j	167	209	251
k	300	375	450
a1	57	72	86
b1	152	191	229
c1	50	63	75
d1	44	55	66
e1	55	69	83
f1	10	12	15
g1	75	93	112
h1	58	72	86
j1	5	6	7

	R3-3A	R3-3B	R3-3C
a2	10	13	15
b2	52	66	79
c2	18	22	27
d2	5	6	7
e2	30	38	45
f2	38	48	57
g2	142	178	213
h2	70	88	105
j2	105	131	158
k2	75	94	113
m2	235	294	352
n2	15	19	23
p2	38	47	56
q2	150	187	224
s2	20	25	30
r	50	50	60
r1	250	313	375
r2	200	250	300
r3	17	21	26
r4	10	12	15
r5	20	25	30




R3-4
NO MÁQUINAS AGRÍCOLAS

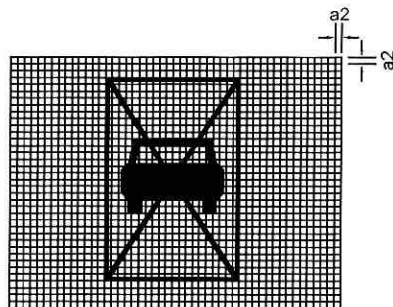
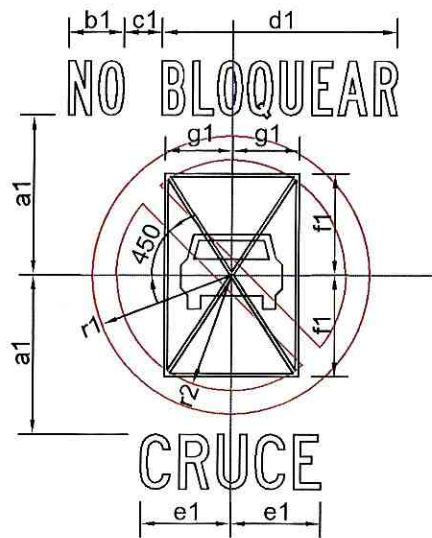


	R3-4A	R3-4B	R3-4C
a	600	750	900
b	10	13	15
c	15	20	25
d	50	63	75
e	119	149	178
f	131	164	197
g	300	375	450
h	151	189	227
j	149	186	223
a1	75	94	113
c1	50	63	75
d1	149	186	223
e1	94	117	141
f1	89	111	133
g1	11	139	167
h1	38	47	56
j1	134	168	201
k1	15	18	22
m1	52	65	78
n1	30	37	45

	R3-4A	R3-4B	R3-4C
p1	67	83	100
q1	7	9	11
s1	15	19	23
t1	15	19	23
u1	30	37	45
v1	63	79	94
w1	68	85	102
x1	15	19	23
y1	72	90	109
z1	22	27	33
a2	116	145	174
r	50	50	60
r1	250	313	375
r2	200	250	300
r3	38	47	56
r4	23	28	34
r5	60	75	90
r6	30	38	45
r7	15	19	22
r8	74	92	111

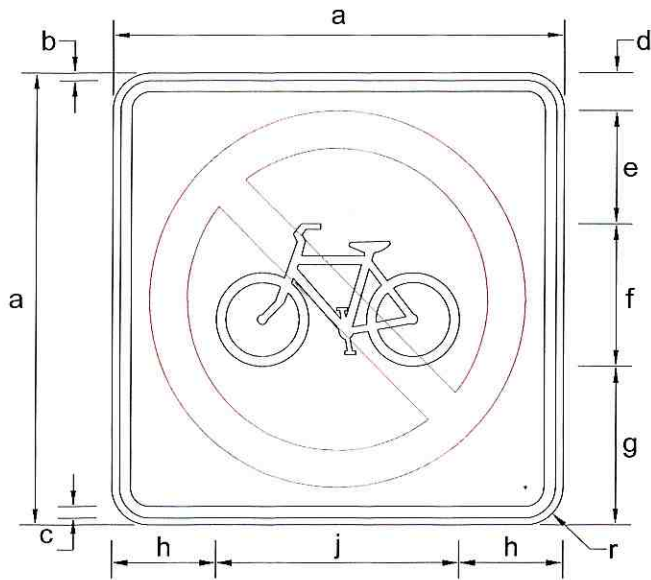


R3-5
NO BLOQUEAR
INTERSECCIÓN

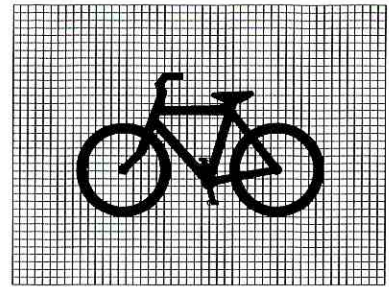
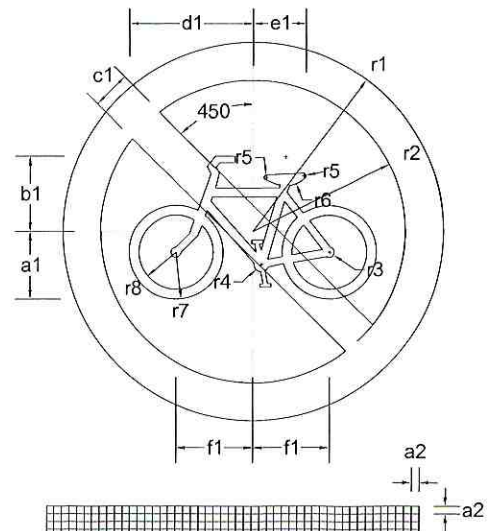


**Cuadrícula

	R3-5 A	R3-5 B	R3-5 C
a	600	750	900
b	750	900	1050
c	10	10	15
d	20	20	30
e	487	608	731
f	56.5	71	84.5
g	60	75	90
h	80Ba	100Ba	120Ba
j	80Ca	100Ca	120Ca
k	30	30	40
m	410	490	550
n	166	207	249
p	268	335	402
r	60	75	90
a1	235	275	315
b1	81	101	122
c1	57	71	86
d1	349	436	523
e1	134	168	201
f1	150	179	201
g1	100	120	134
r1	205	245	275
r2	170	203	228
**a2	10	12	13

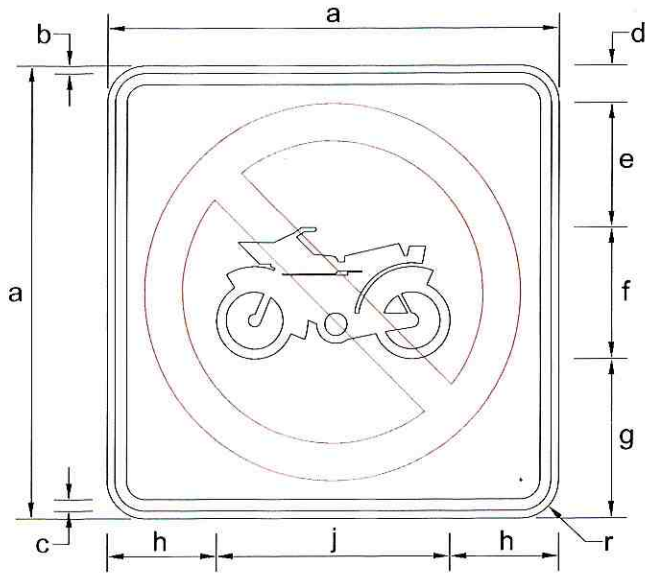


R3-6
NO BICICLETAS

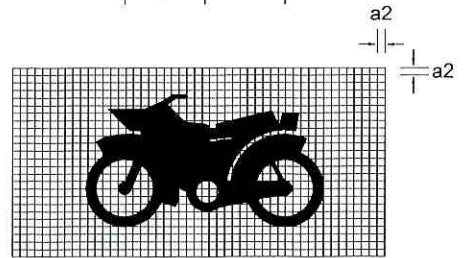
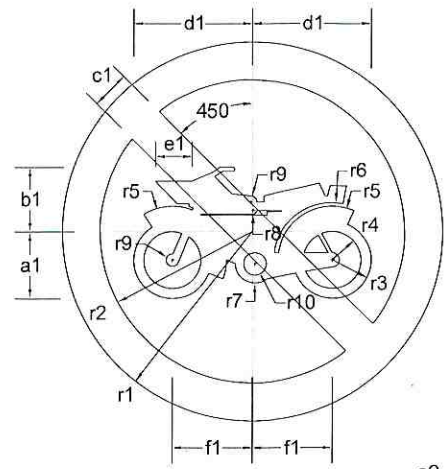


*Cuadrícula

	R3-6A	R3-6B	R3-6C
a	450	600	750
b	10	10	13
c	15	15	20
d	38	50	63
e	113	150	188
f	141	189	236
g	158	210	264
h	103	138	172
j	244	325	406
a1	67	89	111
b1	75	100	125
c1	38	50	63
d1	122	163	203
e1	52	70	87
f1	76	101	126
r	40	50	50
r1	188	250	313
r2	150	200	250
r3	5	7	8
r4	7	10	12
r5	2	3	4
r6	28	38	47
r7	46	62	77
r8	37	49	61
a2	8	10	13

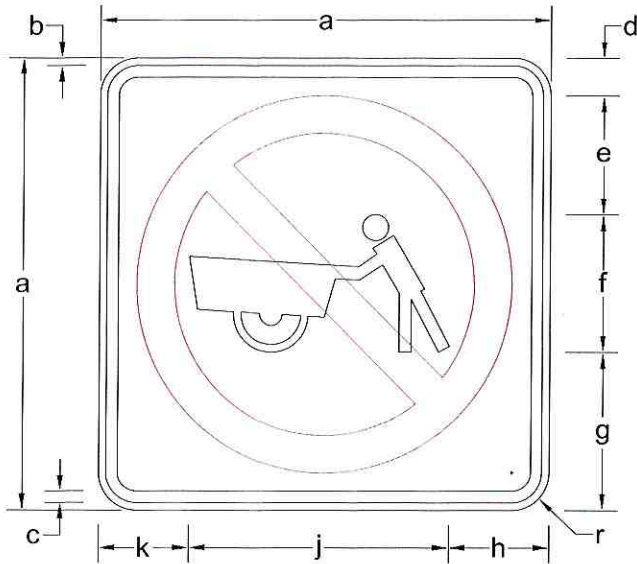


R3-7
NO MOTOS

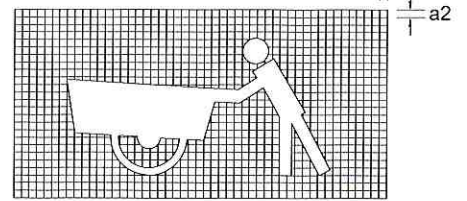
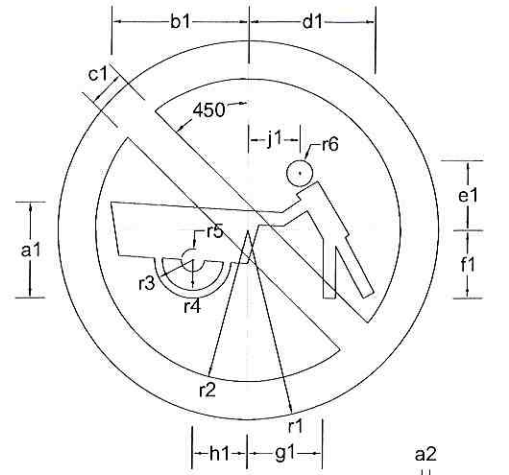


*Cuadrícula

	R3-7A	R3-7B	R3-7C
a	450	600	750
b	10	10	13
c	15	15	20
d	38	50	63
e	123	164	206
f	131	174	218
g	158	211	264
h	108	144	180
j	234	312	390
a1	67	89	111
b1	64	86	107
c1	38	50	63
d1	117	156	195
e1	36	48	60
f1	79	105	131
r	40	50	50
r1	188	250	313
r2	150	200	250
r3	38	51	64
r4	28	38	47
r5	53	71	89
r6	57	77	96
r7	19	26	32
r8	4	5	7
r9	6	8	10
r10	11	15	19
a2	8	10	13

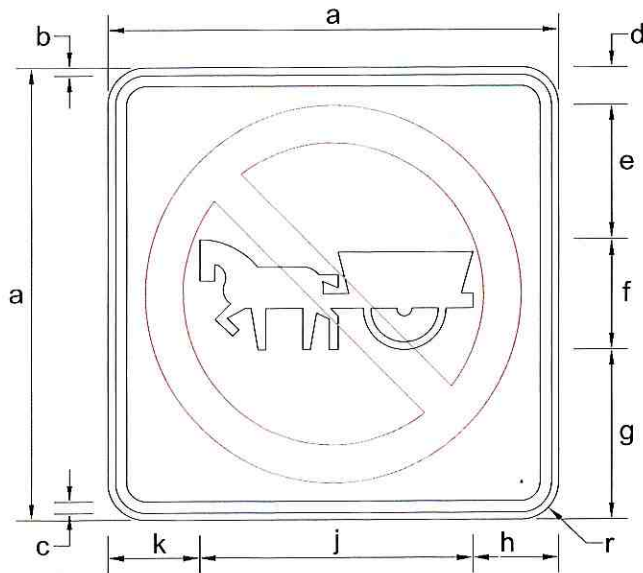


R3-8
NO VEHÍCULO TRACCIÓN HUMANA

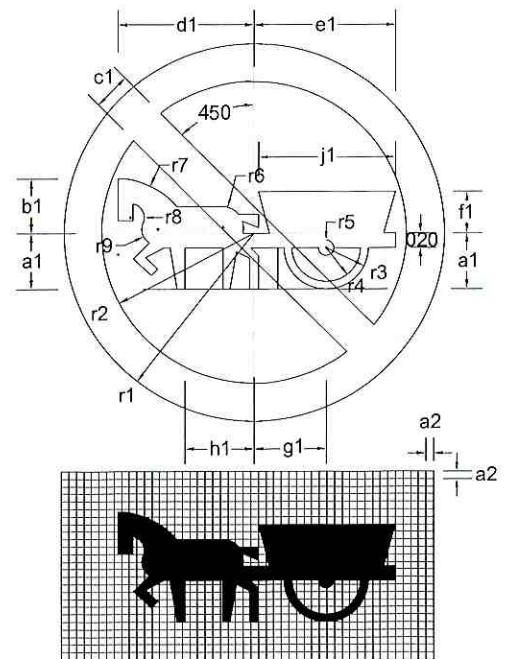


*Cuadrícula

	R3-8A	R3-8B	R3-8C
a	450	600	750
b	10	10	15
c	20	20	30
d	38	50	63
e	118	158	197
f	137	182	228
g	157	210	262
h	100	134	167
j	260	347	434
k	90	119	149
a1	95	127	158
b1	135	181	226
c1	38	50	63
d1	125	166	208
e1	69	92	115
f1	68	90	113
g1	75	100	125
h1	54	72	90
j1	51	68	85
r	40	50	50
r1	188	250	313
r2	150	200	250
r3	38	50	63
r4	30	40	50
r5	11	15	19
r6	13	17	21
a2	8	10	13

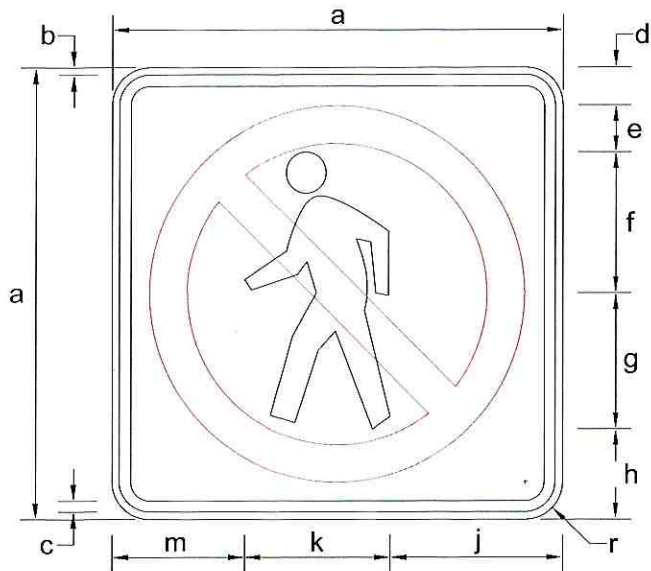


R3-9
NO VEHÍCULOS TRACCIÓN ANIMAL

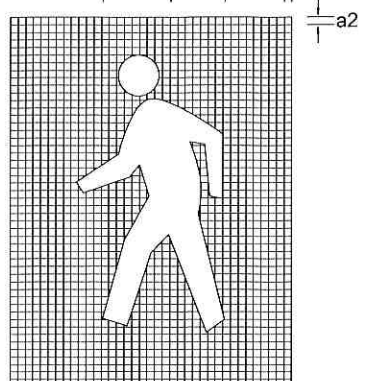
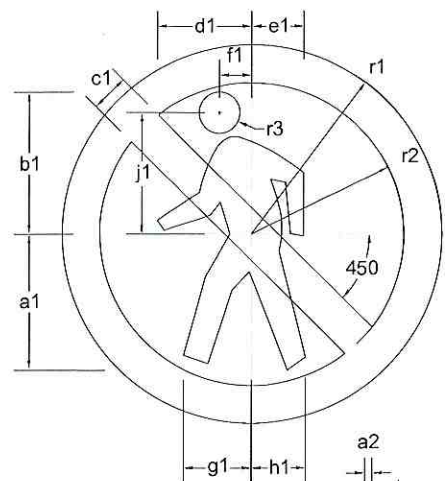


*Cuadrícula

	R3-7A	R3-7B	R3-7C
a	450	600	750
b	10	10	13
c	15	15	20
d	38	50	63
e	134	178	223
f	110	147	183
g	169	225	281
h	86	114	143
j	274	365	456
k	91	121	151
a1	56	75	93
b1	54	72	90
c1	38	50	63
d1	134	179	224
e1	140	186	233
f1	41	55	69
g1	71	95	119
h1	68	91	114
j1	135	180	225
r	40	50	50
r1	188	250	313
r2	150	200	250
r3	41	55	69
r4	34	45	56
r5	8	10	12
r6	21	28	34
r7	75	100	125
r8	14	18	23
r9	16	21	26
a2	8	10	13

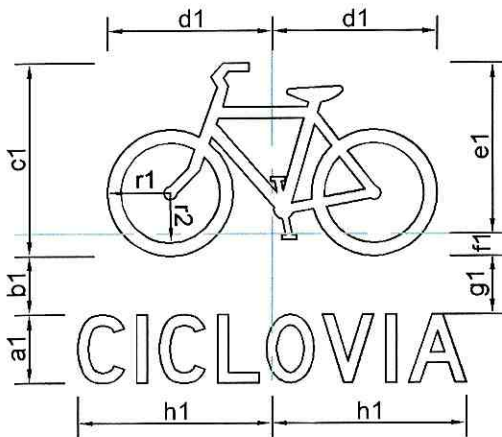


R3-10
NO PEATONES

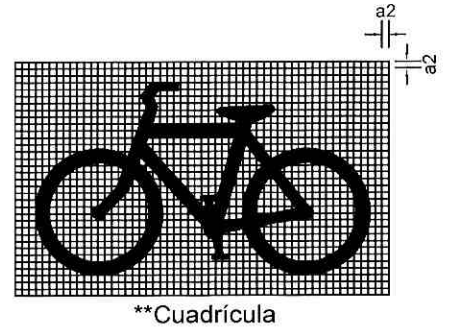


*Cuadrícula

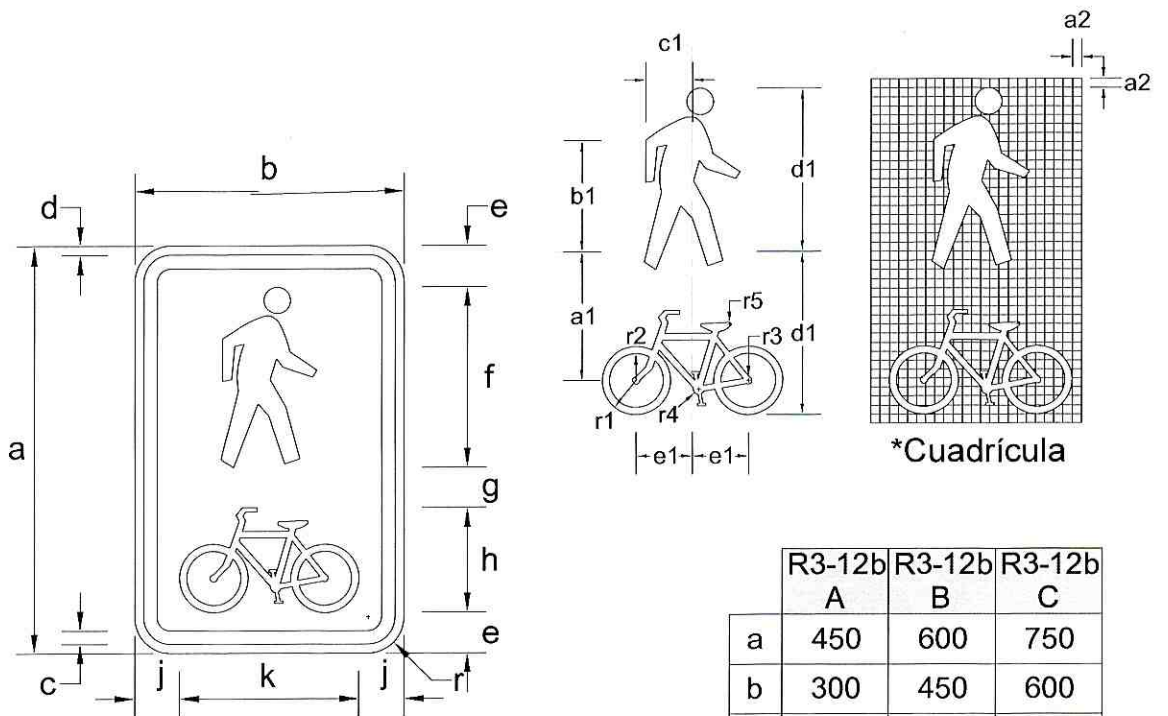
	R3-10A	R3-10B	R3-10C
a	600	750	900
b	10	13	15
c	15	20	25
d	50	63	75
e	62	78	93
f	188	235	282
g	179	224	269
h	121	151	181
j	229	286	241
k	196	245	293
m	176	219	263
a1	179	224	269
b1	188	235	282
c1	50	63	75
d1	124	156	187
e1	69	86	103
f1	42	53	64
g1	89	111	134
h1	71	89	107
r	50	50	60
r1	250	313	375
r2	200	250	300
r3	27	34	40
a2	10	13	15



R3-12a
CICLOVÍA



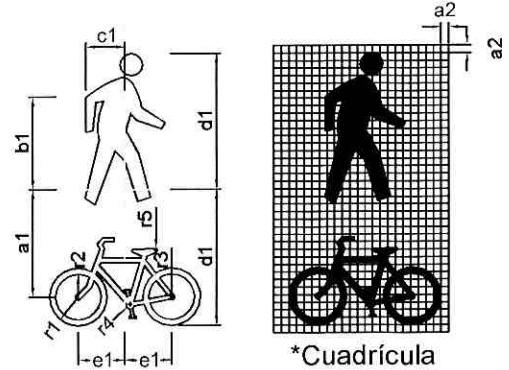
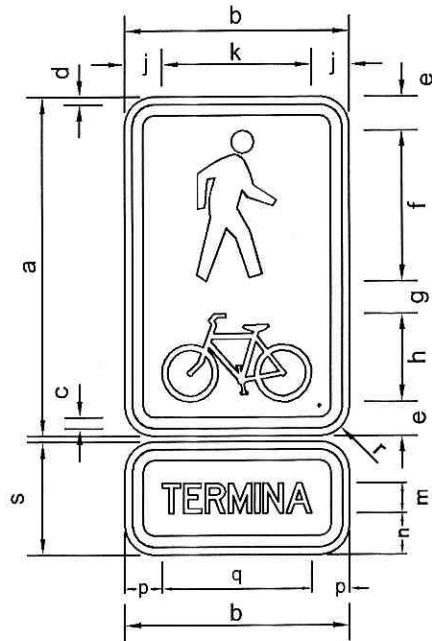
	R3-12a A	R3-12a B	R3-12a C
a	750	900	1050
b	600	750	900
c	16	16	25
d	16	16	25
e	134	160	180
f	483	579	690
g	52	72	110
h	280	350	400
j	36	56	60
k	200	240	280
m	32	32	50
n	91	108.5	127
p	568	683	796
r	60	75	90
a1	100Da	120Da	140Da
b1	86	116	130
c1	280	350	432
d1	241.5	302	345
e1	248	303	340
f1	32	47	60
g1	86	116	130
h1	284	341.5	398
r1	92	115	131
r2	72	91	103
**a2	10	12	14



R3-12b
VÍA COMPARTIDA PARA
PEATONES Y CICLISTAS



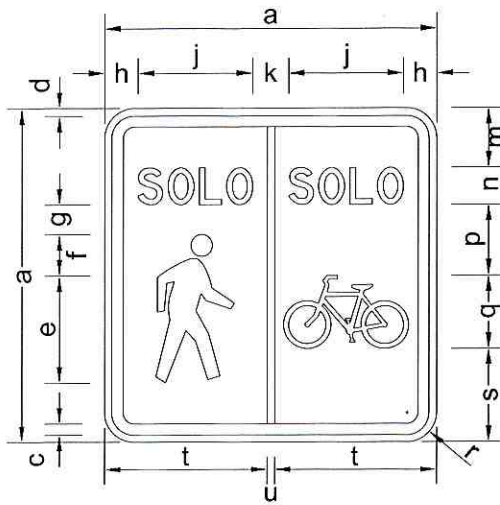
	R3-12b A	R3-12b B	R3-12b C
a	450	600	750
b	300	450	600
c	15	15	20
d	10	10	13
e	45	60	75
f	200	267	334
g	44	59	73
h	116	155	193
j	50	92	133
k	200	267	333
a1	142	189	237
b1	123	163	204
c1	52	69	86
d1	180	240	300
e1	62	83	103
r	40	50	50
r1	38	51	63
r2	30	40	50
r3	4	5	7
r4	6	8	10
r5	2	2.7	3
a2	10	13	17



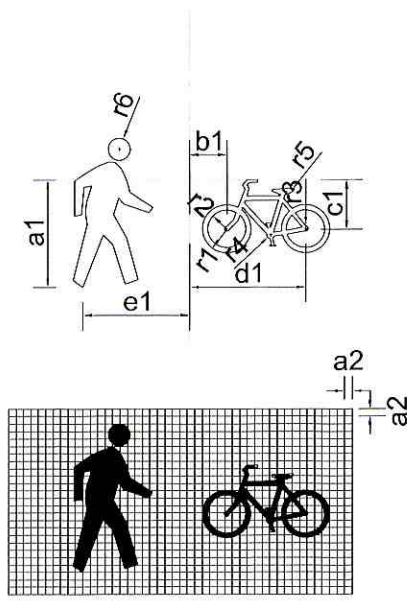
R3-12c
 TERMINA VÍA COMPARTIDA PARA
 PEATONES Y CICLISTAS

	R3-12c A	R3-12c B	R3-12c C
a	450	600	750
b	300	450	600
c	15	15	20
d	10	10	13
e	45	60	75
f	200	267	334
g	44	59	73
h	116	155	193
j	50	92	133
k	200	267	333
m	40DM	60DM	80DM
n	55	70	85
p	51	76	101
q	198	298	398
s	150	200	250
a1	142	189	237
b1	123	163	204
c1	52	69	86
d1	180	240	300
e1	62	83	103
r	40	50	50
r1	38	51	63
r2	30	40	50
r3	4	5	7
r4	6	8	10
r5	2	2.7	3
a2	10	13	17



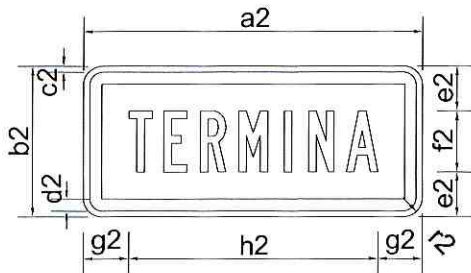
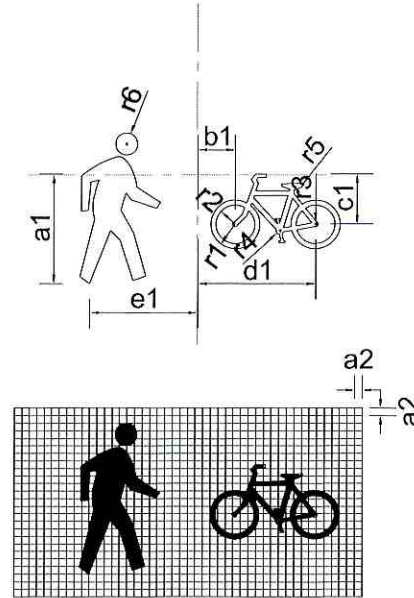
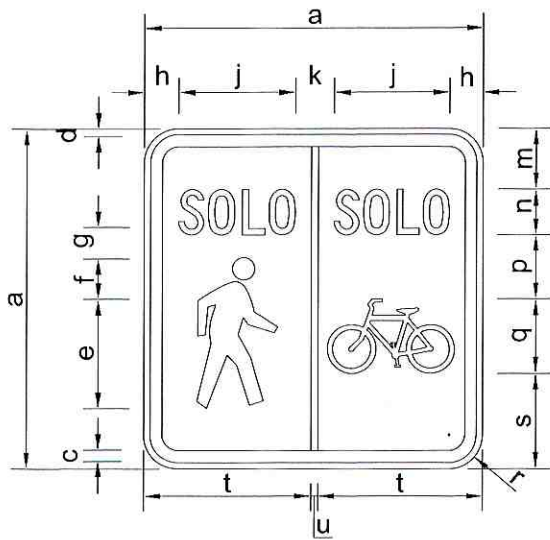


R3-12d
 VÍAS SEGREGADA DE USO EXCLUSIVO
 PARA PEATONES Y CICLISTAS



	R3-12d A	R3-12d B	R3-12d C
a	450	600	750
c	15	15	20
d	10	10	13
e	145	193	242
f	55	73	92
g	40	57	71
h	45	70	87
j	156	187	234
k	49	86	108
m	80	110	138
n	50DA	60DA	75DA
p	95	127	158
q	99	131	164
s	126	169	211
t	220	293	367
u	10	13	17
a1	145	193	242
b1	50	66	83
c1	66	88	111
d1	155	207	259
e1	143	190	238
r	40	50	50
r1	32	43	54
r2	25	34	42
r3	3	5	6
r4	5	7	8
r5	1.7	2	3
r6	15	20	25
a2	10	13	17

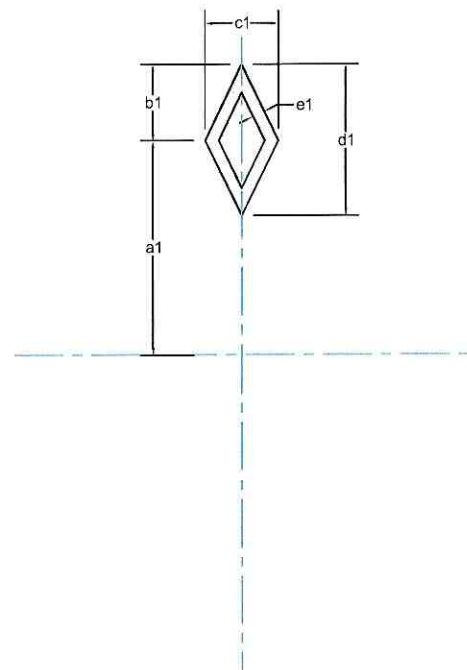
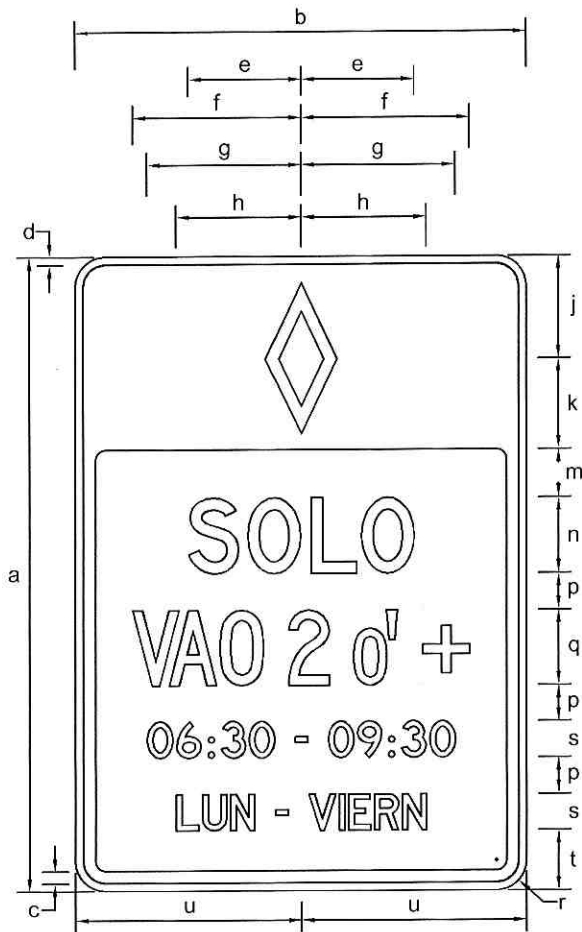




R3-12e
VÍA SEGREGADA DE USO EXCLUSIVO
PARA PEATONES Y CICLISTAS

	R3-12e A	R3-12e B	R3-12e C
a	450	600	750
c	8	10	10
d	16	20	20
e	145	193	242
f	55	73	92
g	40	57	71
h	45	60	75
j	154	205	256
k	52	70	87
m	80	107	133
n	60Ca	80Ca	100Ca
p	85	113	142
q	99	131	164
s	126	169	211
t	220	293	367
u	10	13	17
a1	145	193	242
b1	50	66	83
c1	66	88	111
d1	155	207	259
e1	143	190	238
r	45	60	75
r1	32	43	54
r2	25	34	42
r3	3	5	6
r4	5	7	8
r5	1.7	2	3
r6	15	20	25
a2	10	13	17

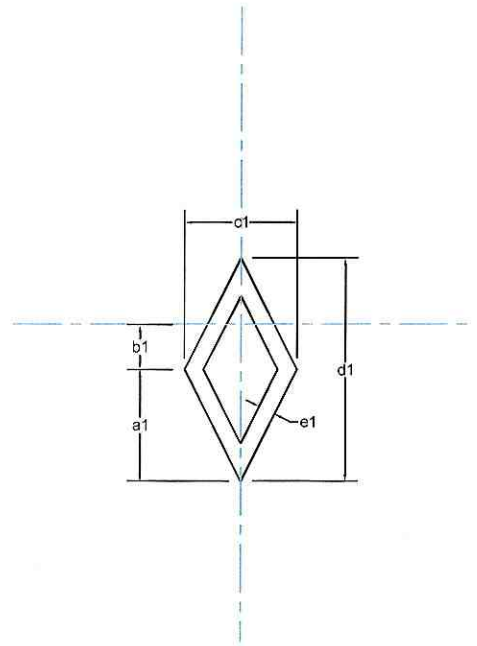
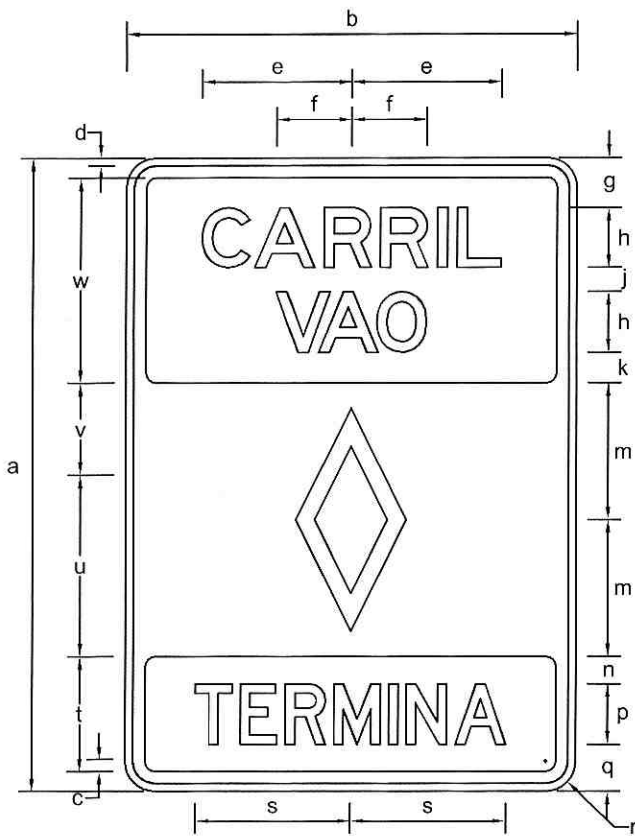
	R3-12e A	R3-12e B	R3-12e C
a2	450	600	750
b2	200	250	312
c2	8	8	10
d2	16	16	20
e2	60	75	96
f2	80BM	100BM	120BM
g2	59	94	127
h2	332	412	496
r2	25	30	38



R3-13
CARRIL "VAO"



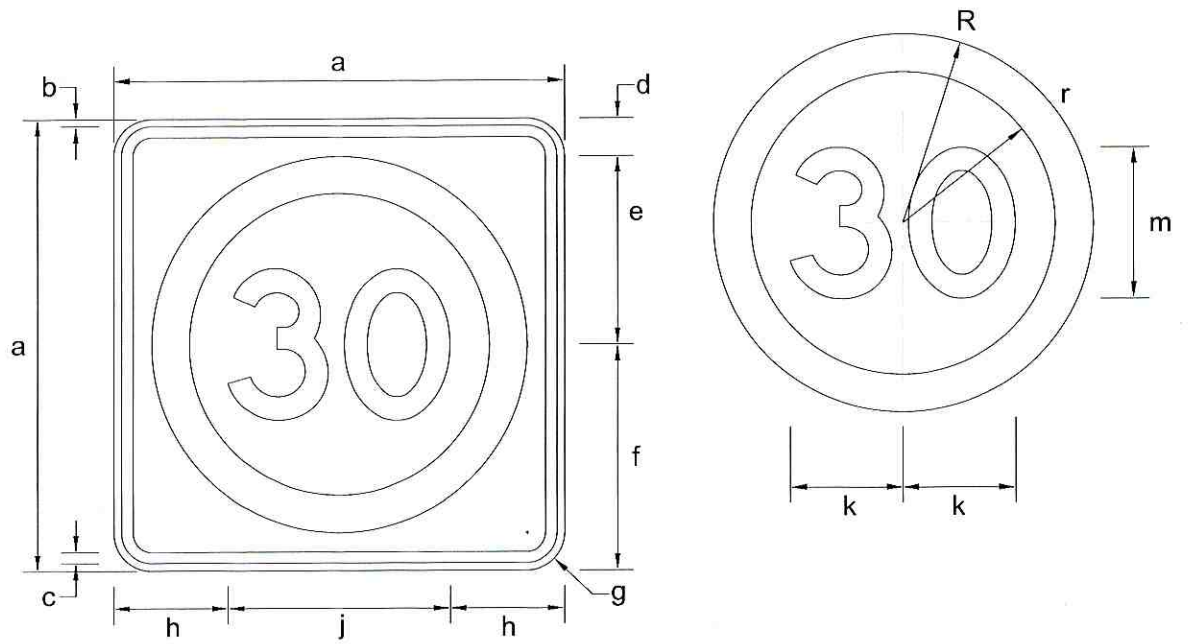
	R3-13 A	R3-13 B	R3-13 C
a	1050	2100	2400
b	750	1350	1950
c	20	30	30
d	13	20	20
e	189	377	453
f	281	562	674
g	257	514	599
h	209	418	487
j	169	338	386
k	151	302	345
m	80	160	162
n	125DA	250DA	300DA
p	60	120	130
q	125CA	250CA	300CA
r	50	70	70
s	60DM	120DM	140DM
t	100	200	237
u	375	675	975
a1	356	712	814
b1	125	250	286
c1	120	240	274
d1	250	500	571
e1	20	40	46



R3 - 13a
TERMINA CARRIL "VAO"



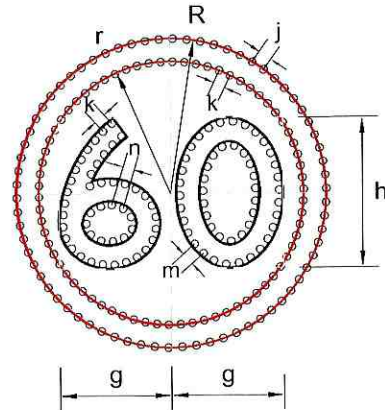
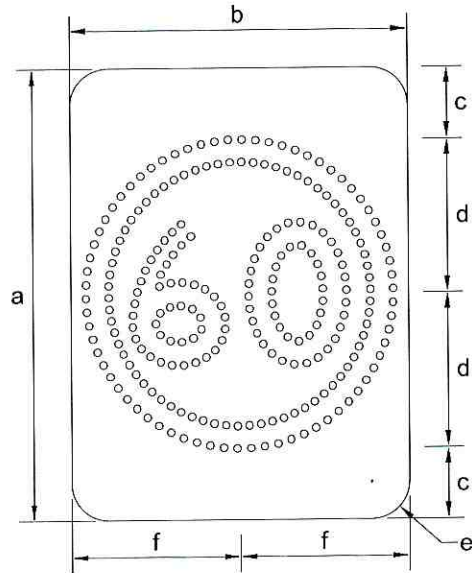
	R3-13 A	R3-13 B	R3-13 C
a	1050	2100	2400
b	750	1350	1950
c	20	30	30
d	13	20	20
e	250	500	575
f	126	252	289
g	83	166	184
h	100EA	200EA	240EA
j	40	80	100
k	50	100	109
m	227	454	519
n	45	90	102
p	100DA	200DA	240DA
q	78	156	178
r	50	70	70
s	259	518	596
t	190	380	434
u	302	604	690
v	152	304	347
w	340	680	777
a1	185	370	423
b1	75	150	171
c1	185	370	423
d1	370	740	846
e1	28	56	64




R4 - 1
LÍMITE MÁXIMO DE VELOCIDAD



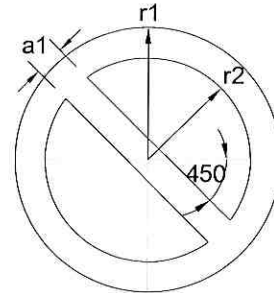
	R4-1A	R4-1B	R4-1C
a	600	750	900
b	10	13	15
c	15	20	25
d	50	63	75
e	250	312	375
f	300	375	450
g	50	50	60
h	152	190	228
j	296	370	444
k	148	185	222
m	240Da	280Da	320Da
R	250	313	375
r	200	250	300



R4 - 2
LÍMITE DE VELOCIDAD
ILUMINACIÓN LED



	R4-2A	R4-2B
a	600	800
b	450	600
c	95	127
d	205	273
e	50	50
f	225	300
g	148	207
h	240DM	280DM
j	18	25
k	16	22
m	17	24
n	15	22
R	205	273
r	175	233



R4 - 3
TERMINA RESTRICCIÓN
DE VELOCIDAD



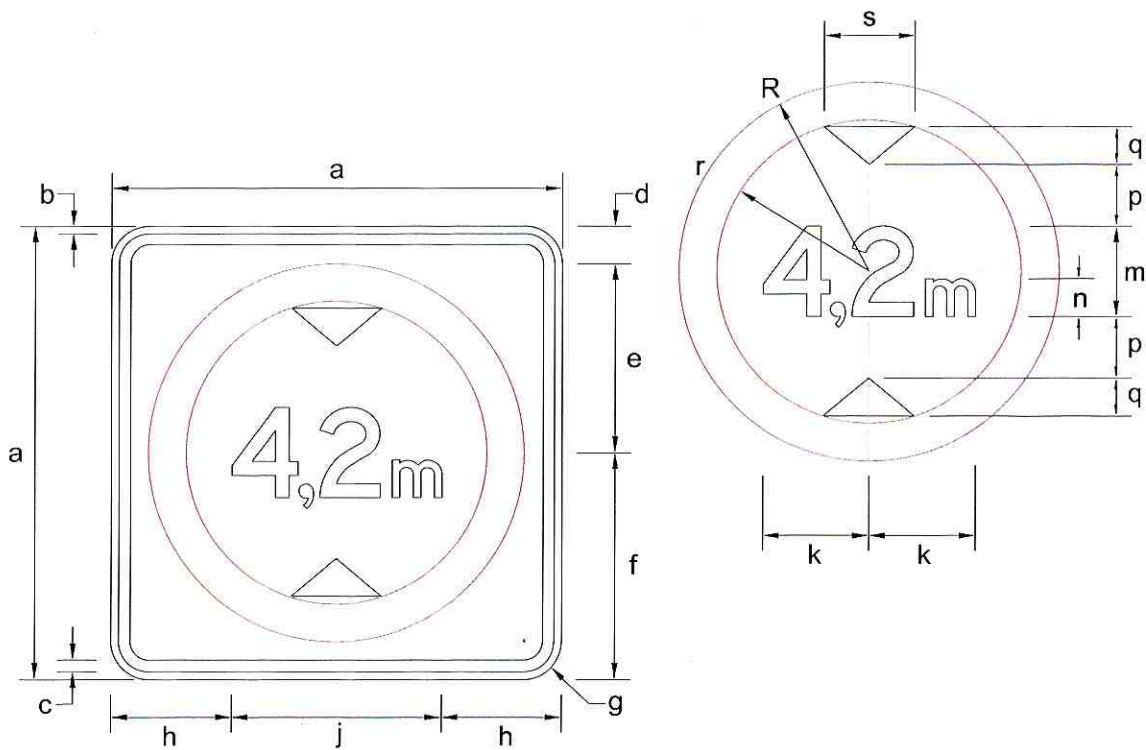
	R4-3 A	R4-3 B
a	450	600
b	750	1000
c	50	67
d	175	233
e	225	300
f	175	233
g	80	107
h	60Da	80Da
j	50	67
k	60CM	80CM
m	100	133
n	155	207
p	70	93
q	362	483
s	44	58
a1	40	53
r	45	60
r1	175	233
r2	135	180



R4-4
REDUZCA LA VELOCIDAD



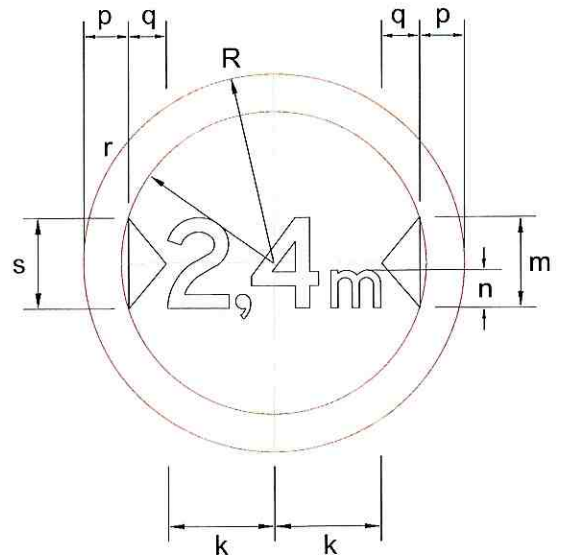
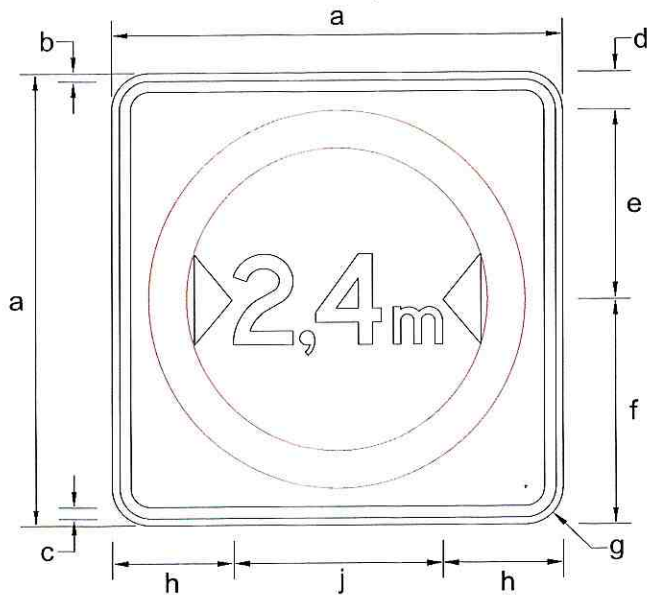
	R4-4 A	R4-4 B	R4-4 C
a	600	900	1200
b	750	1200	1500
c	10	15	20
d	15	25	30
e	59	126	118
f	456	685	913
g	50	75	100
h	125	188	251
j	170	255	340
k	100CA	150CA	200CA
m	60	90	120
n	101	189	202
p	548	822	1097
r	50	60	70



R4 - 5
ALTURA MÁXIMA



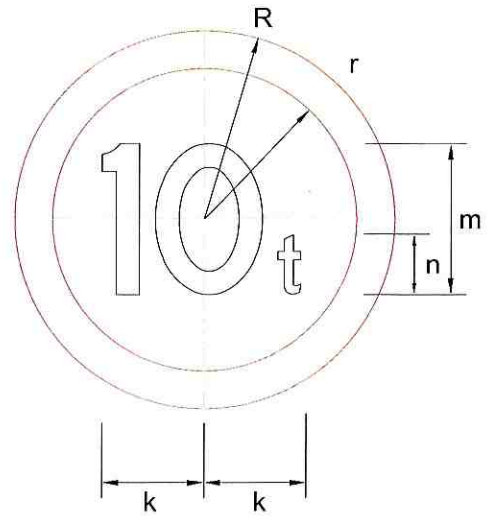
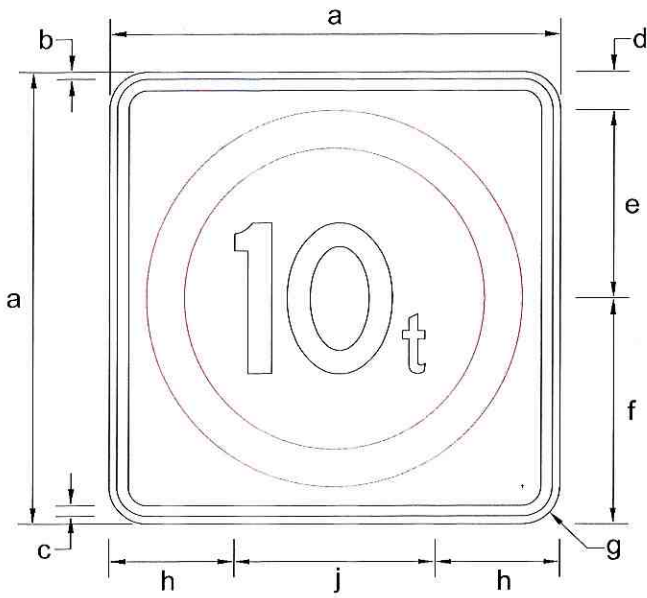
	R4-5A	R4-5B	R4-5C
a	600	750	900
b	10	13	15
c	15	20	25
d	50	63	75
e	250	312	375
f	300	375	450
g	50	50	60
h	160	200	240
j	280	350	420
k	140	175	210
m	120Da	140Da	180Da
n	50Lm	63Lm	75Lm
p	81	102	122
q	50	63	75
R	250	313	375
r	200	250	300
s	120	150	180



R4 - 6
ANCHO MÁXIMO



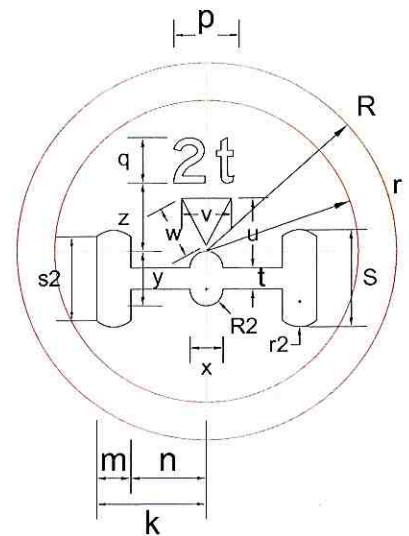
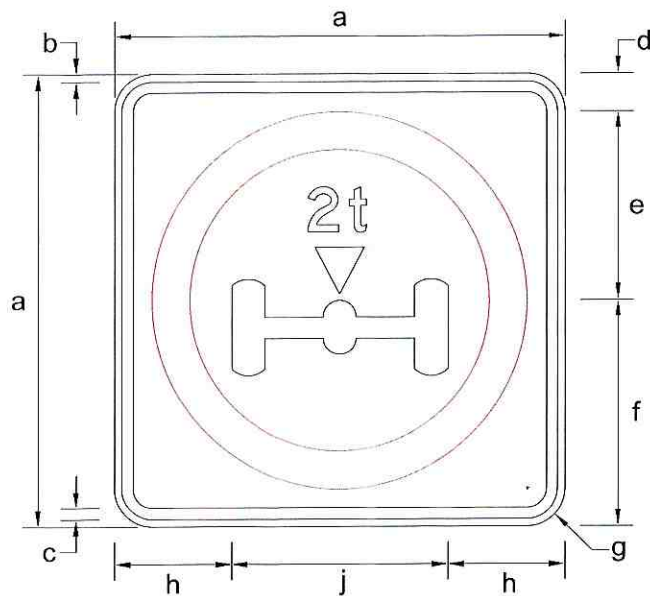
	R4-6A	R4-6B	R4-6C
a	600	750	900
b	10	13	15
c	15	20	25
d	50	63	75
e	250	312	375
f	300	375	450
g	50	50	60
h	160	200	240
j	280	350	420
k	140	175	210
m	120Da	150Da	180Da
n	50Lm	63Lm	75Lm
p	59	74	89
q	50	63	75
R	250	313	375
r	200	250	300
s	120	150	180



R4 - 7
PESO MÁXIMO



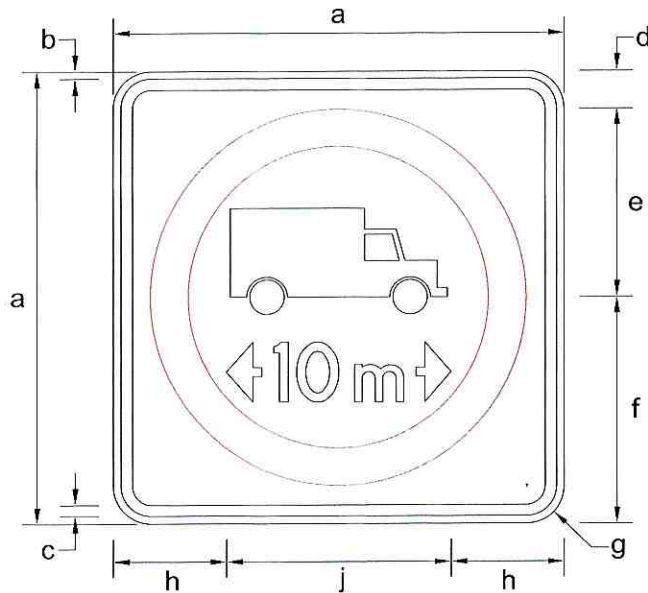
	R4-7A	R4-7B	R4-7C
a	600	750	900
b	10	13	15
c	15	20	25
d	50	62	75
e	250	313	375
f	300	375	450
g	50	50	60
h	166	207	249
j	269	336	403
k	134	168	201
m	200DM	250DM	300DM
n	90Lm	105Lm	120Lm
R	250	312	375
r	200	250	300



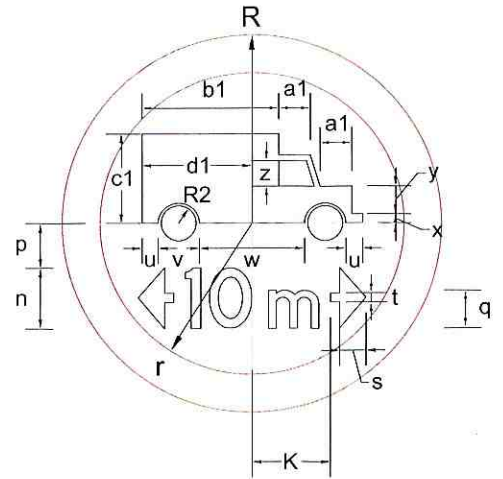
R4 - 8
PESO MÁXIMO POR EJE

	R4-8A	R4-8B	R4-8C
a	600	750	900
b	10	13	15
c	15	20	25
d	50	62	75
e	250	313	375
f	300	375	450
g	50	50	60
h	155	194	233
j	289	361	434
k	145	181	217
m	45	56	67
n	100	125	150
p	85	107	128
q	90DM	105DM	120DM
q'	90Lm	105Lm	120Lm
R	250	312	375
r	200	250	300
R2	22	28	33
r2	33	42	50
S	128	160	192
s2	111	139	167
t	28	35	42
u	92	115	138
v	66	83	99
w	70	88	105
x	44	55	66
y	72	90	108
z	90	112	135

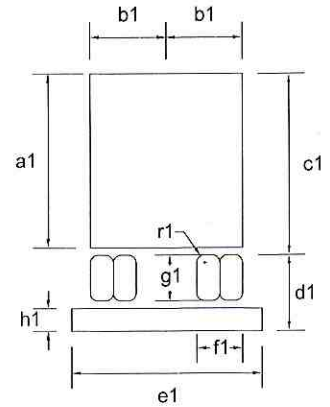
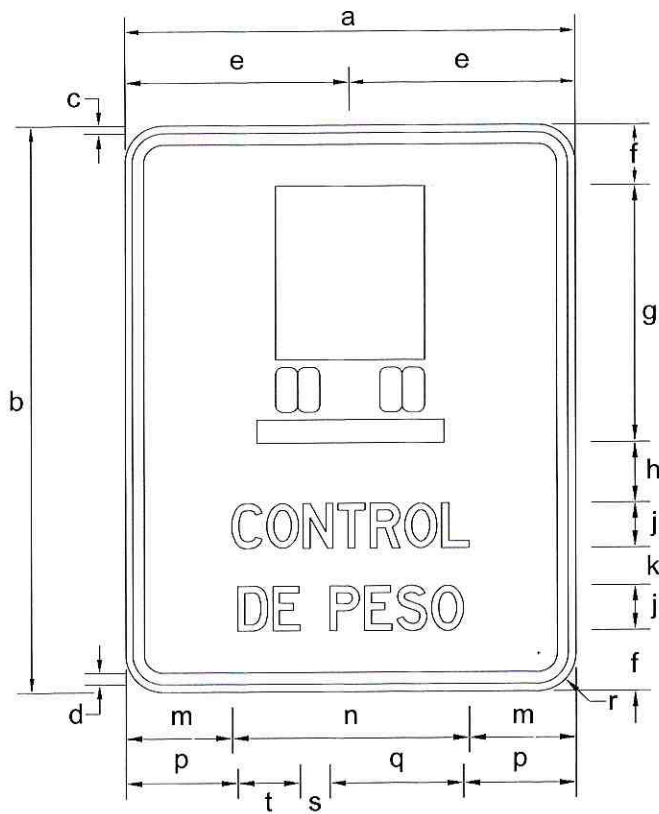




R4 - 9
LARGO MÁXIMO



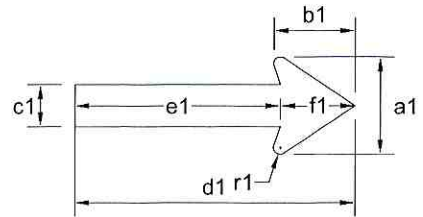
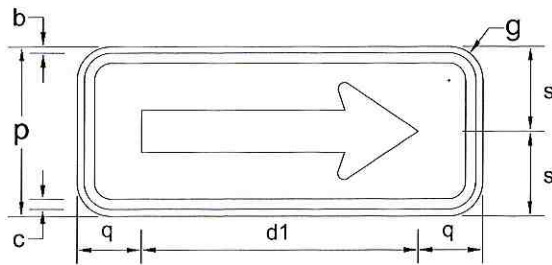
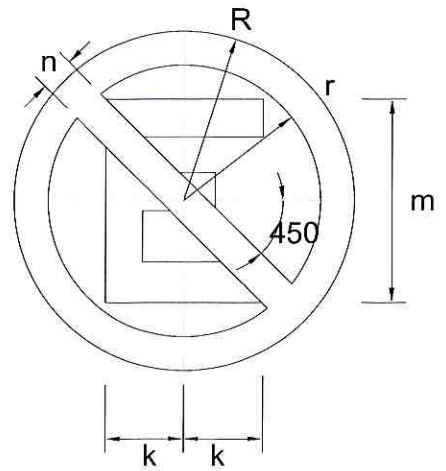
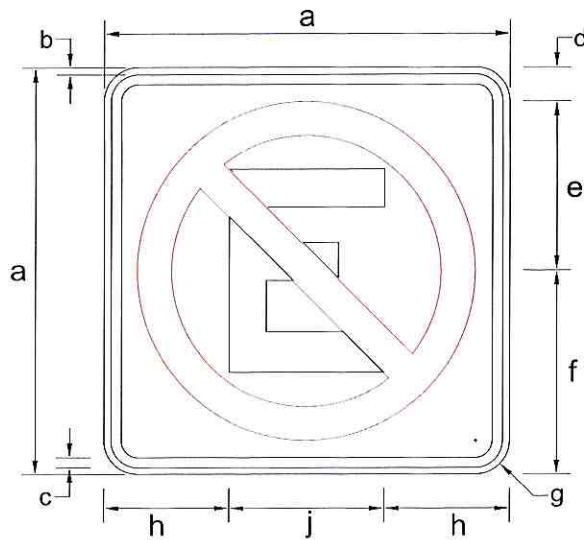
	R4-9A	R4-9B	R4-9C
a	600	750	900
b	10	13	15
c	15	20	25
d	50	62	75
e	250	313	375
f	300	375	450
g	50	50	60
h	150	188	225
j	300	375	450
k	103	129	155
n	90DA	105DA	120DA
p	60	75	90
q	90Lm	105Lm	120Lm
R	250	312	375
r	200	250	300
R2	23	29	35
s	35	44	53
t	12	15	18
u	22	28	33
v	54	68	81
w	138	173	207
x	12	15	18
y	37	46	56
z	34	43	51
a1	42	53	63
b1	180	225	270
c1	118	148	177
d1	145	181	218



R4-10
CONTROL DE PESO

	R4-10 A	R4-10 B
b	750	1200
a	600	900
c	10	13
d	15	20
e	300	450
f	80	158
g	340	510
h	80	120
j	60DM	100DM
k	50	75
m	142	212
n	317	475
p	149	224
q	179	268
s	40	60
t	83	125
a1	230	345
b1	100	150
c1	240	360
d1	100	150
e1	250	375
f1	60	90
g1	60	90
h1	30	45
r	50	60
r1	10	15

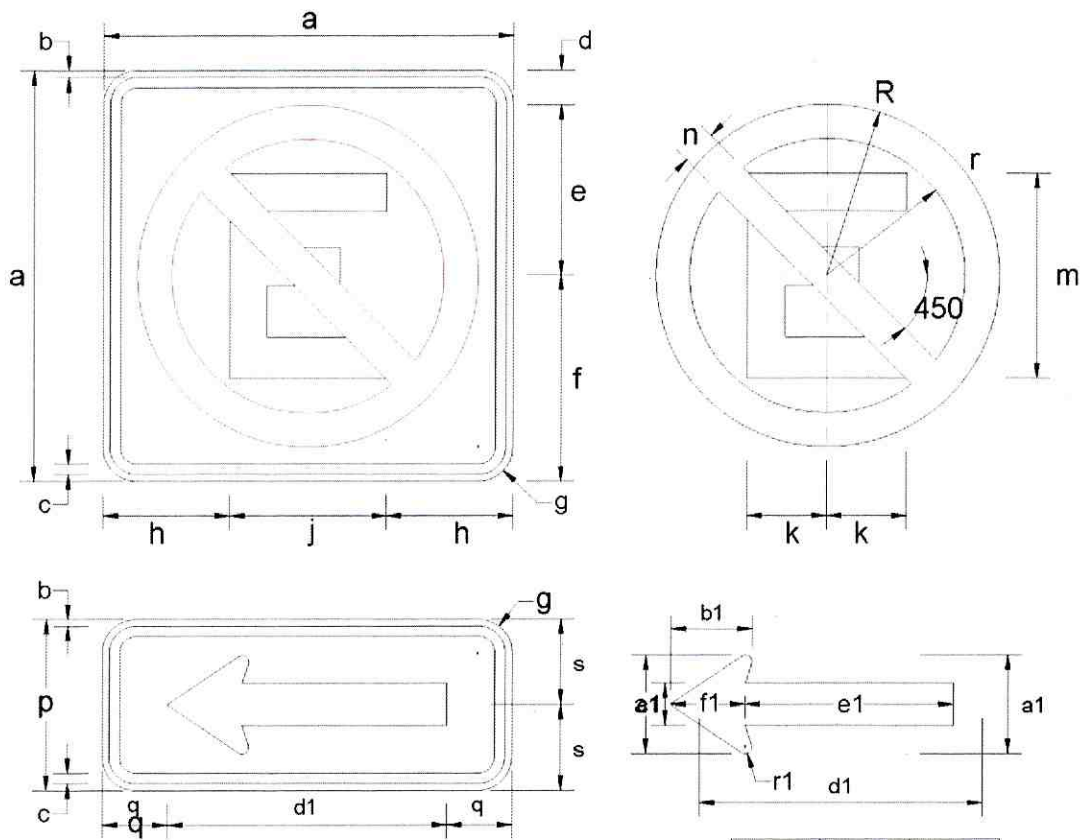




R5 - 1a
NO ESTACIONAR



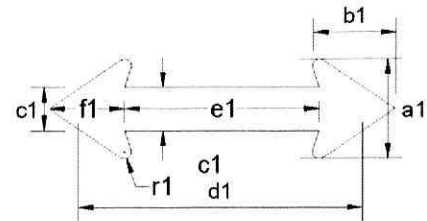
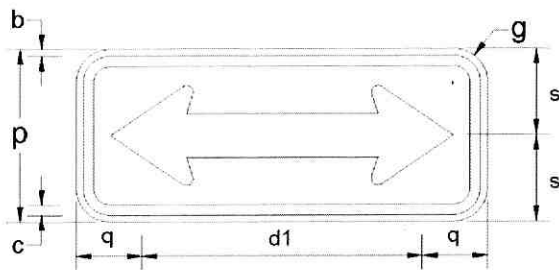
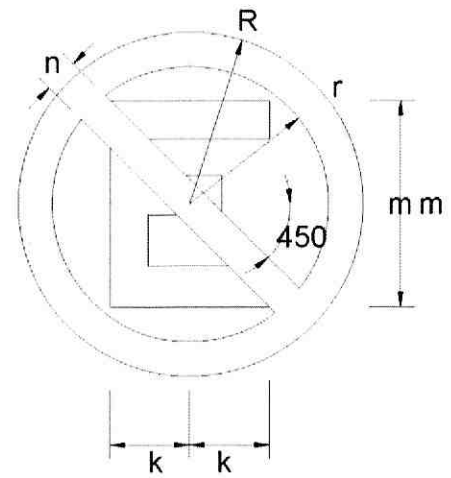
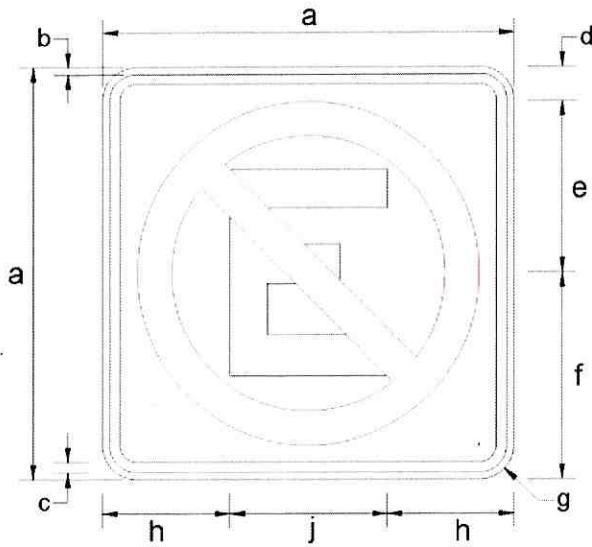
	R5-1a A	R5-1a B	R5-1a C
a	600	750	900
b	10	13	15
c	15	20	25
d	50	63	75
e	250	312	375
f	300	375	450
g	50	50	60
h	185	231	277
j	231	289	347
k	116	144	173
m	280Emod.	340Emod.	480Emod.
n	50	63	75
p	250	312	375
q	95	118	142
R	250	313	375
r	200	250	300
r1	10	12	15
s	116	156	187
a1	143	179	215
b1	119	149	178
c1	62	77	93
d1	411	514	616
e1	302	377	453
f1	302	136	164



R5 - 1b
NO ESTACIONAR



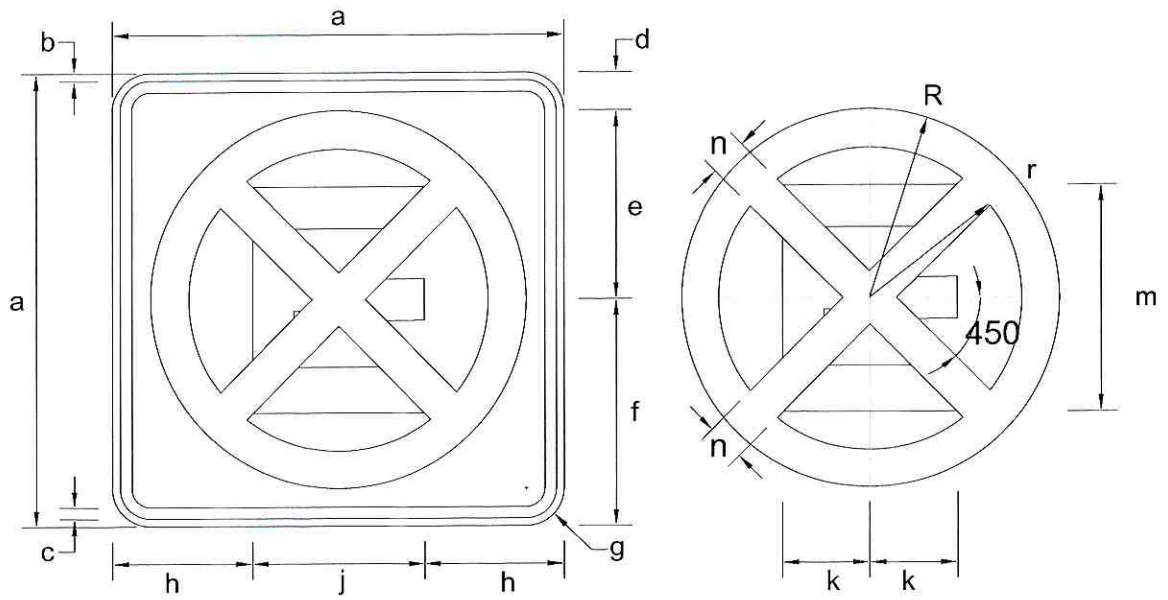
	R5-1b A	R5-1b B	R5-1b C
a	600	750	900
b	10	13	15
c	15	20	25
d	50	63	75
e	250	312	375
f	300	375	450
g	50	50	60
h	185	231	277
j	231	289	347
k	116	144	173
m	280Emod.	340Emod.	480Emod.
n	50	63	75
p	250	312	375
q	95	118	142
R	250	313	375
r	200	250	300
r1	10	12	15
s	116	156	187
a1	143	179	215
b1	119	149	178
c1	62	77	93
d1	411	514	616
e1	302	377	453
f1	302	136	164



R5 - 1c
NO ESTACIONAR



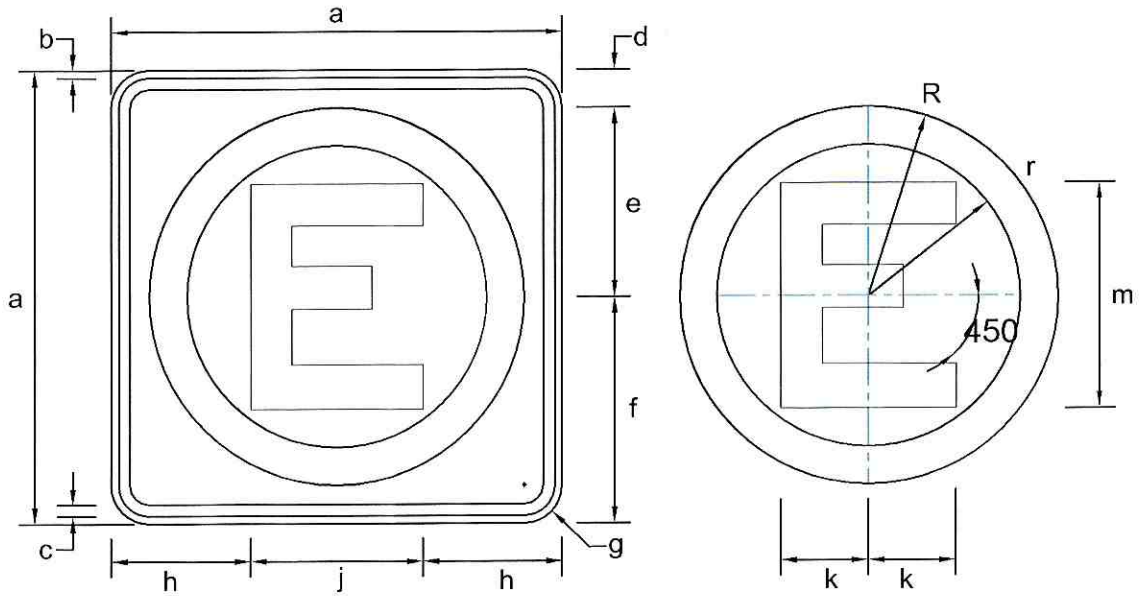
	R5-1c A	R5-1c B	R5-1c C
a	600	750	900
b	10	13	15
c	15	20	25
d	50	63	75
e	250	312	375
f	300	375	450
g	50	50	60
h	185	231	277
j	231	289	347
k	116	144	173
m	280Emod.	340Emod.	480Emod.
n	50	63	75
p	250	312	375
q	50	63	75
R	250	313	375
r	200	250	300
r1	10	12	15
s	116	156	187
a1	143	179	215
b1	119	149	178
c1	62	77	93
d1	500	625	750
e1	282	352	423
f1	109	136	164



R5 - 2
NO ESTACIONAR
NO DETENER



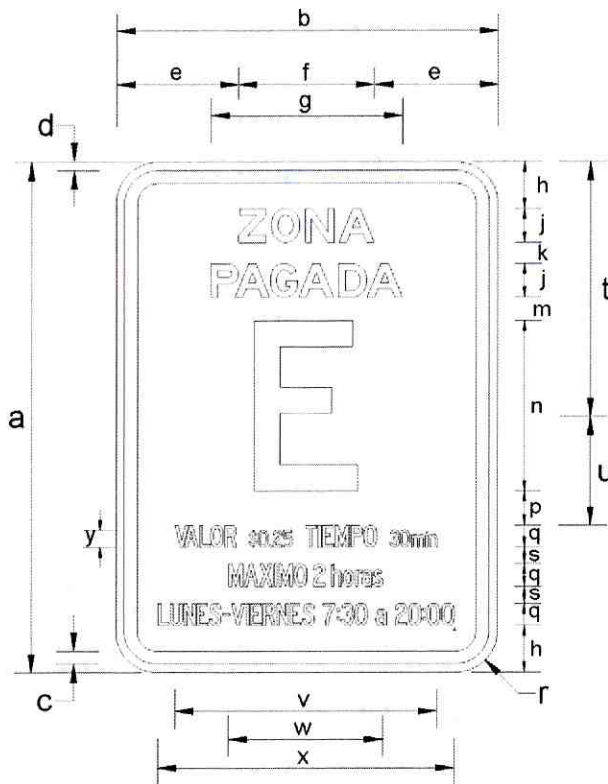
	R5-2A	R5-2B	R5-2C
a	600	750	900
b	10	13	15
c	15	20	25
d	50	63	75
e	250	312	375
f	300	375	450
g	50	50	60
h	185	231	277
j	231	289	347
k	116	144	173
m	280Emod.	340Emod.	480Emod.
n	50	63	75
R	250	313	375
r	200	250	300



R5 - 3
ESTACIONAMIENTO
PERMITIDO



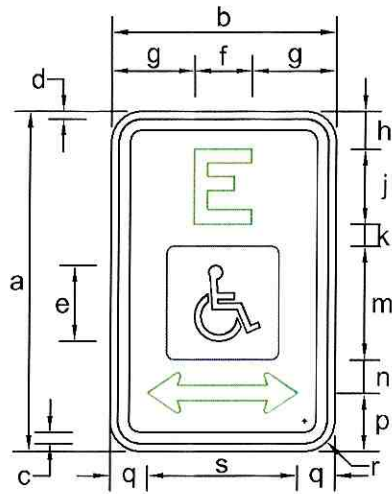
	R5-3A	R5-3B	R5-3C
a	600	750	900
b	10	13	15
c	15	20	25
d	50	63	75
e	250	312	375
f	300	375	450
g	50	50	60
h	185	231	277
j	231	289	347
k	116	144	173
m	280Emod.	340Emod.	480Emod.
R	250	313	375
r	200	250	300



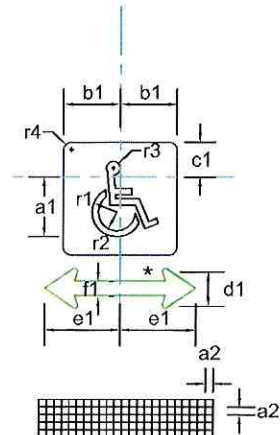
R5-4
ZONA TARIFADA



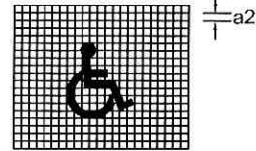
	R5-4A
a	600
b	450
c	15
d	10
e	145
f	160
g	226
h	55
j	²⁶ Emod A
k	25
m	28
n	200 D
p	40
q	40Ca
s	20
t	300
u	127
v	310
w	181
x	350
y	20Ca
r	250



R5-5a
ESTACIONAMIENTO
RESERVADO PERSONAS
CON DISCAPACIDAD

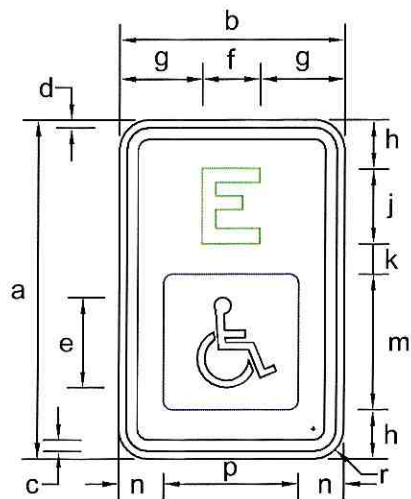


Ver figura a

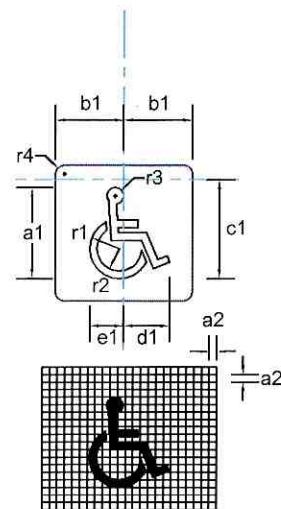


*Cuadrícula

	R5-5a A
a	450
b	300
c	15
d	10
e	100
f	77
g	112
h	50
j	100E
k	29
m	150
n	44
p	77
q	50
s	200
a1	79
b1	75
c1	46
d1	46
e1	100
f1	20
r	40
r1	33
r2	24
r3	9
r4	10
a2	10

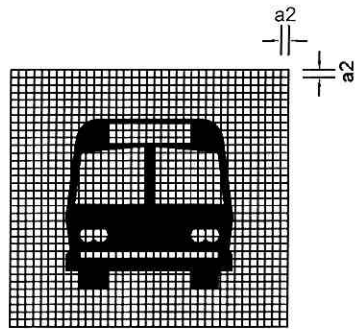
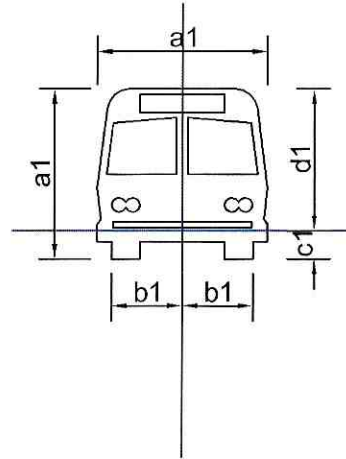
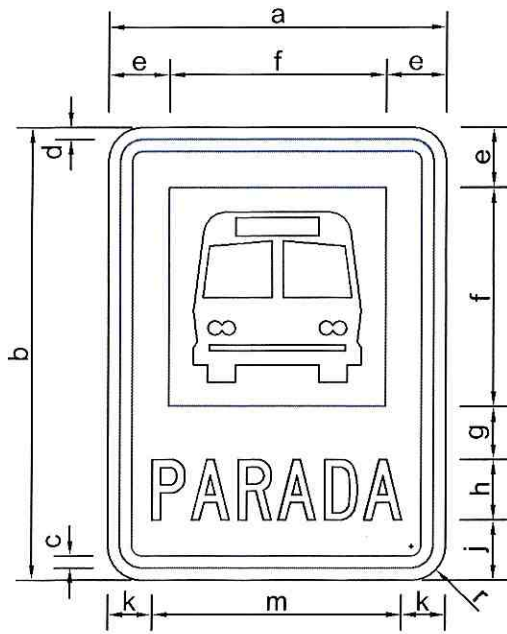


R5 - 5b
ESTACIONAMIENTO
RESERVADO PERSONAS
CON DISCAPACIDAD



*Cuadrícula

	R5-5b A
a	450
b	300
c	15
d	10
e	120
f	77
g	112
h	65
j	100E
k	40
m	180
n	60
p	180
a1	120
b1	90
c1	130
d1	60.5
e1	45
r	40
r1	39
r2	29
r3	11
r4	12
a2	10

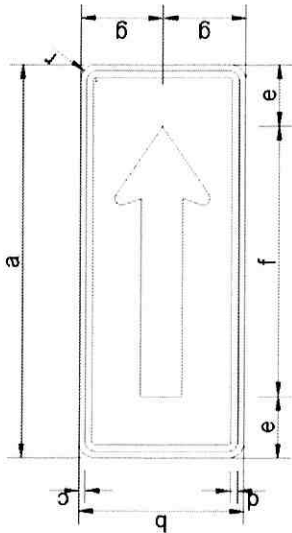


**Cuadrícula




R5-6
PARADA DE BUS

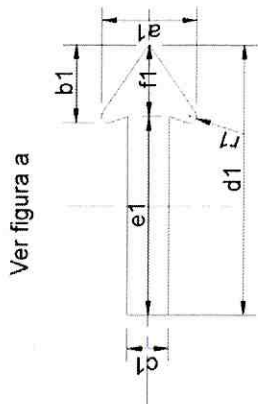
	R5-6 A	R5-6 B	R5-6 C
a	450	600	750
b	600	800	1000
c	16	16	16
d	16	16	16
e	80	107	133
f	290	387	483
g	70	97	123
h	80Ca	100Ca	120Ca
j	80	110	140
k	58	91	125
m	334	418	500
r	45	60	75
a1	225	300	375
b1	93	124	156
c1	37	50	62
d1	188	250	313
**a2	10	13	17



R5 - 1a
NO ESTACIONAR




R6-1b
FLECHA UNIDIRECCIONAL IZQ.

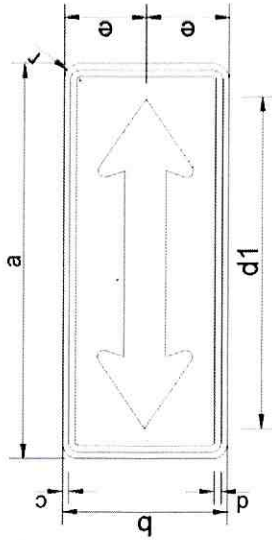


Ver figura a


R5 - 1b
NO ESTACIONAR



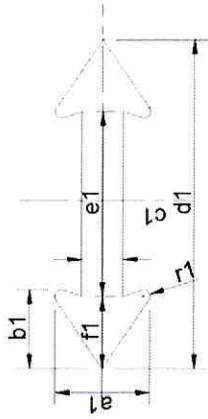
R6-1a
FLECHA UNIDIRECCIONAL DER.



R5 - 1c
NO ESTACIONAR

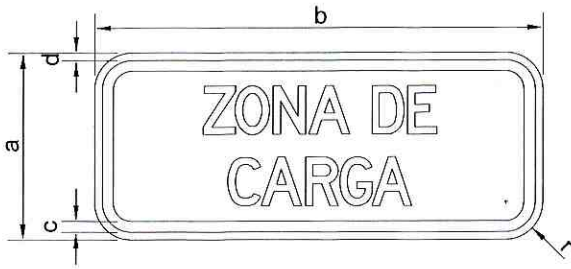


R6-1c
FLECHA BIDIRECCIONAL

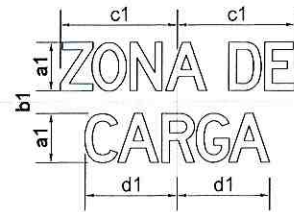


	R5-1a A	R5-1a B	R5-1a C
a	600	750	900
b	250	312	375
c	10	10	15
d	10	10	15
e	95	118	142
f	411	514	616
g	116	156	187
a1	143	179	215
b1	119	149	178
c1	62	77	93
d1	411	514	616
e1	302	377	453
f1	302	136	164
r	25	31	37
r1	10	12	15

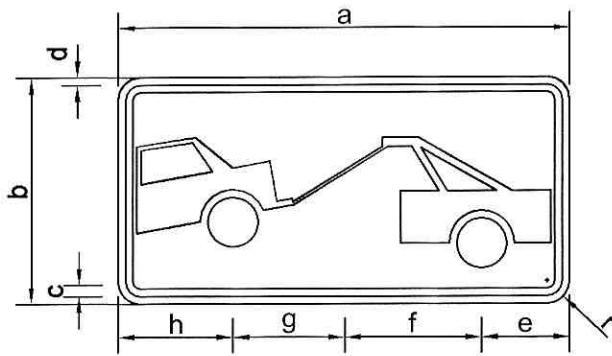
	R5-1c A	R5-1c B	R5-1c C
a	600	750	900
b	250	312	375
c	10	10	15
d	10	10	15
e	116	156	187
r	25	31	37
r1	10	12	15
a1	143	179	215
b1	119	149	178
c1	62	77	93
d1	500	625	750
e1	282	352	423
f1	109	136	164




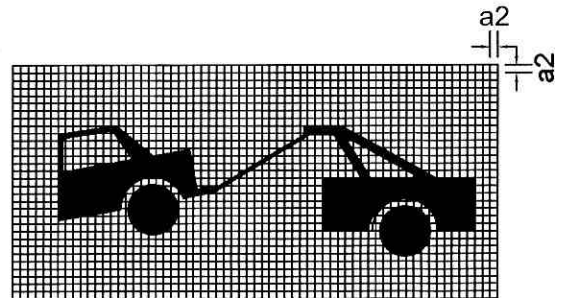
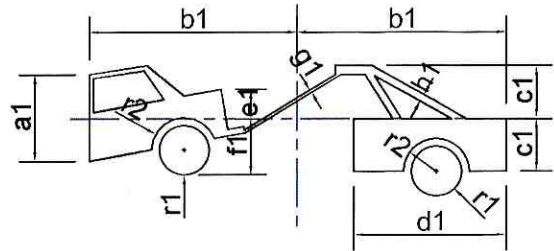
R6 - 2d
ZONA DE CARGA



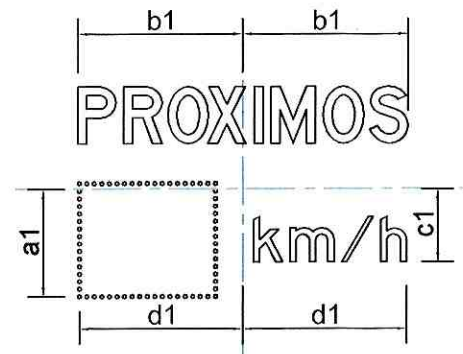
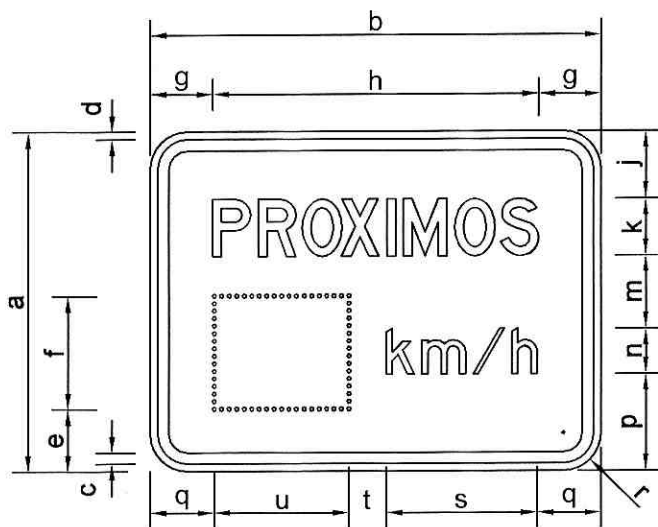
	R6-2d A	R6-2d B	R6-2d C
a	250	312.5	375
b	600	750	900
c	15	20	25
d	10	13	15
a1	65Da	80Da	95Da
b1	30	37	44
c1	157	193	229
d1	123	152	180
r	50	50	60



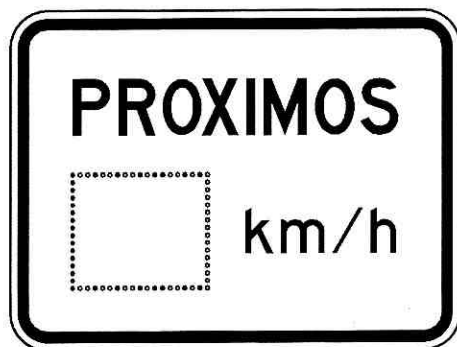
R6-3
PLACA DE GRÚA



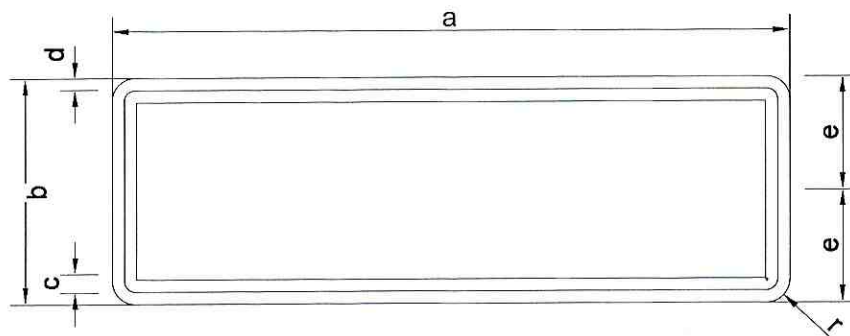
	R6-3A
a	600
b	300
c	15
d	10
e	117
f	183
g	149
h	151
a1	115
b1	275
c1	70
d1	200
e1	39
f1	74
g1	4
h1	10
r	30
r1	33
r2	43
a2	10




R6-4
PRÓXIMOS XX KM.



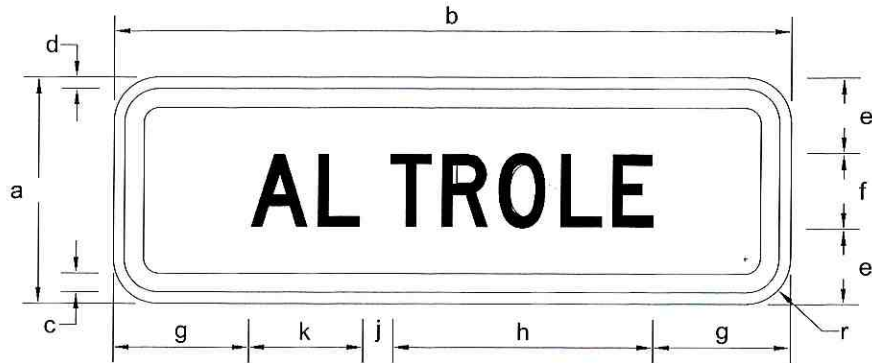
	R6-4A
a	600
b	450
c	16
d	16
e	83
f	150
g	83
h	435
j	90
k	80Da
m	97
n	60Lm
p	128
q	84
s	201
t	50
u	180
a1	142
b1	217
c1	97
d1	216
r	45



R6-5
PLACA COMPLEMENTARIA



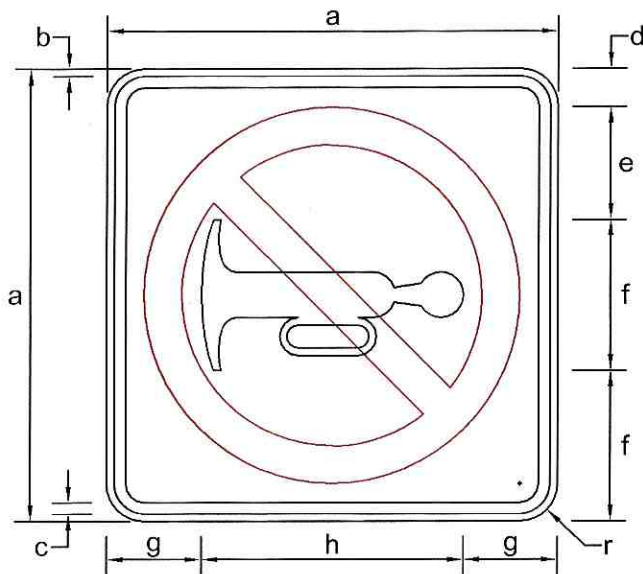
	a	b	c	d	e	r
R6-5A	900	300	16	16	150	30
R6-5B	1350	450	16	16	225	45



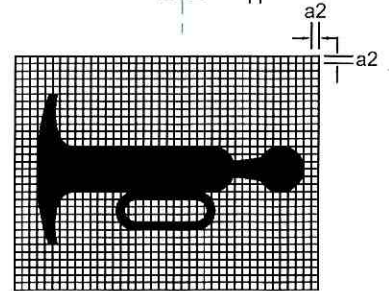
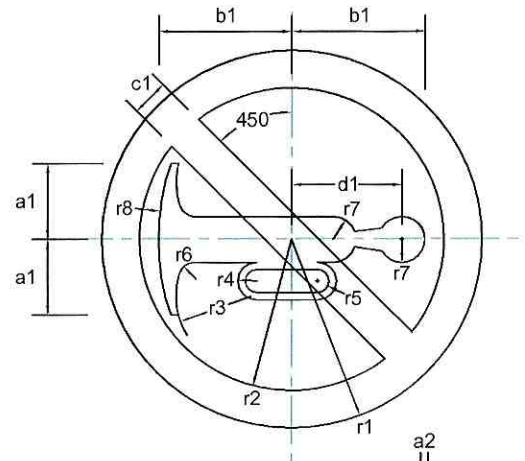
R6-6
PLACA COMPLEMENTARIA
CEDA EL PASO



	a	b	c	d	e	f	g	h	j	k	r
R6-6A	300	900	25	15	100	100Da	181	345	40	152	60
R6-6B	450	1350	30	20	150	150Da	272	518	60	228	70


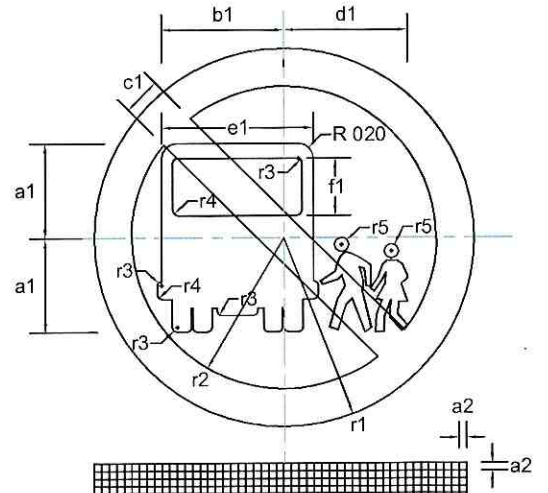
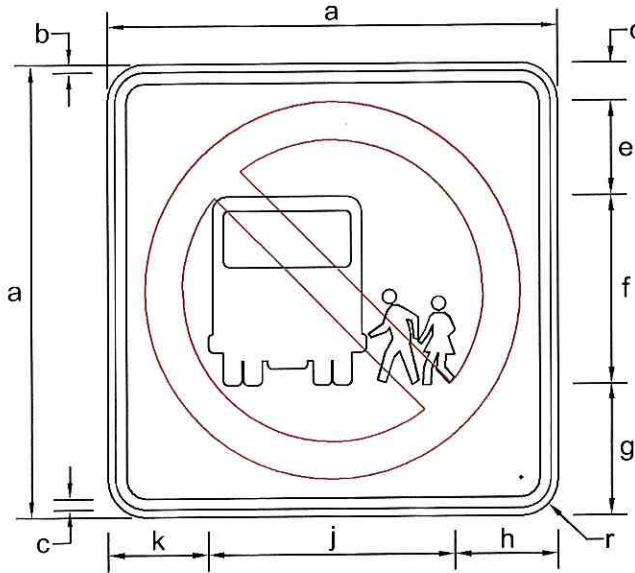


R7-1
SILENCIO



*Cuadrícula

	R7-1A	R7-1B	R7-1C
a	600	900	1200
b	10	15	20
c	15	25	30
d	50	75	100
e	150	225	300
f	200	300	400
g	125	188	250
h	350	525	700
a1	100	150	200
b1	175	263	350
c1	50	75	100
d1	145	218	290
r	50	60	70
r1	250	375	500
r2	200	300	400
r3	98	147	197
r4	25	38	50
r5	15	23	30
r6	22	33	45
r7	30	45	60
r8	320	480	640
a2	10	15	20

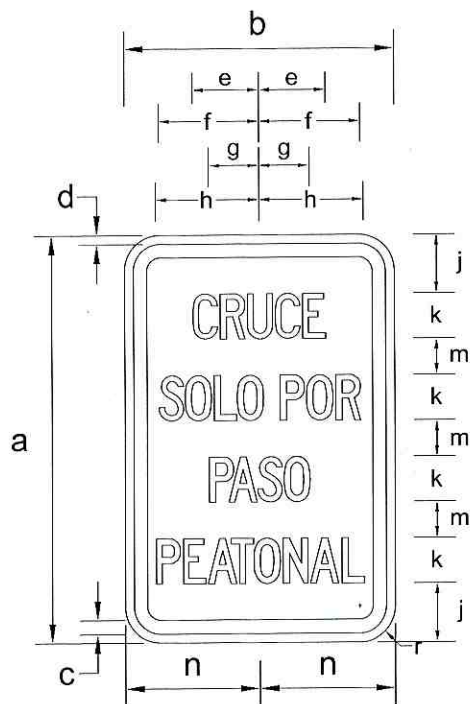


*Cuadrícula

R7-2
NO RECOGER PASAJEROS



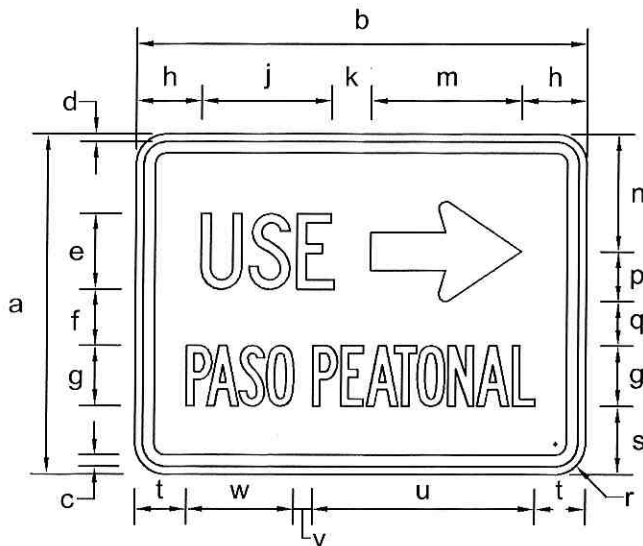
	R7-2A	R7-2B	R7-2C
a	600	750	900
b	10	13	15
c	15	20	25
d	50	63	75
e	125	156	187
f	250	313	375
g	175	219	263
h	138	172	207
j	329	411	494
k	133	166	200
a1	125	156	188
b1	161	201	242
c1	50	63	75
d1	162	203	243
e1	200	250	300
f1	75	94	113
r	50	50	60
r1	250	313	375
r2	200	250	300
r3	6	8	10
r4	8	10	12
r5	9	11	14
a2	10	13	15



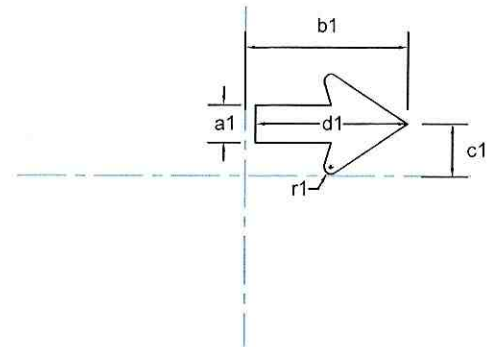
R7-3a
CRUCE PASO PEATONAL



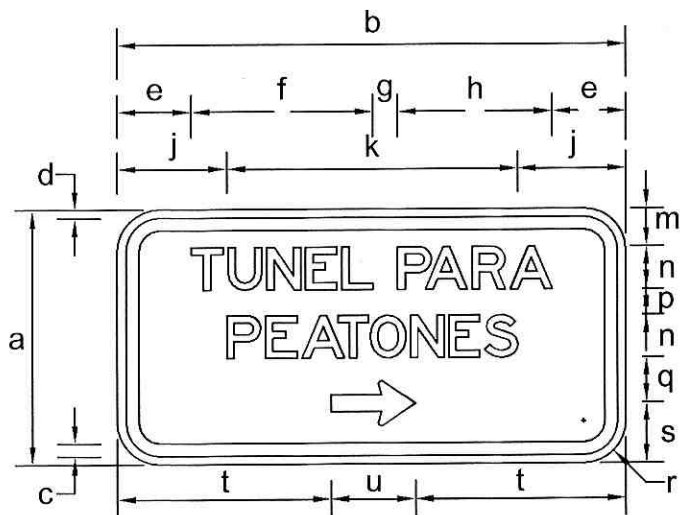
	R7-3a A
a	450
b	300
c	15
d	10
e	73
f	111
g	56
h	115
j	65
k	40Ca
m	40
n	150
r	40



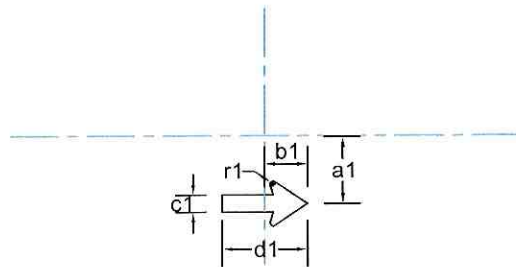
R7-3b
CRUCE PASO PEATONAL



	R7-3b A
a	450
b	600
c	15
d	10
e	100CM
f	75
g	80Ba
h	86
j	174
k	53
m	200
n	156
p	66
q	59
r	50
s	90
t	68
u	296
v	25
w	143
a1	50
b1	214
c1	70
d1	200
r1	9



R7-4D
TÚNEL PARA PEATONES



	R7-4D A	R7-4D B
a	300	450
b	600	600
c	15	15
d	10	10
e	86	44
f	213	256
g	30	36
h	184	221
j	128	93
k	345	414
m	45	83
n	50EM	60EM
p	30	50
q	54	86
r	50	50
s	71	111
t	250	225
u	100	150
a1	79	114
b1	50	66
c1	20	30
d1	100	150
r1	3.6	5.4